


Perfis de Alumínio



Catálogo

2018

RODINATO[®]
SOLUÇÕES PARA MÓVEIS E ESQUADRIAS

Desde seu início em 1996, a Rodinato procura atender as necessidades do mercado com qualidade e responsabilidade. Pensando nisso, em 2007, iniciou a produção própria de perfis de alumínio.

Com uma infraestrutura qualificada e desde então buscando a excelência em perfis, a Rodinato atende todo mercado nacional fabricando soluções em perfis nas áreas: esquadria de madeira, metálica, alumínio, móveis e diversos.

Desenvolver produtos com qualidade que superem as expectativas dos clientes, buscando a sustentabilidade do negocio

"Ser reconhecida como uma empresa capaz de desenvolver soluções tecnológicas e inovadoras para moveis e esquadrias que atendam as necessidades dos clientes"



- Foco no cliente
 - Ética
- Comprometimento e fidelidade
 - Sustentabilidade
 - Melhoria contínua

ÍNDICE

pag. 04	GRUPO 20 • ESQUADRIA MADEIRA	
		pag. 10
pag. 13	GRUPO 22 • MOVELEIRA	
		pag. 18
pag. 19	GRUPO 24 • TUBOS E VERGALHÕES	
		pag. 22
pag. 23	GRUPO 25 - PERSIANA	
		pag. 24
pag. 25	GRUPO 27 • LINHA DIVISÓRIA	
		pag. 26
pag. 27	GRUPO 29 • LINHA 20/25	
		pag. 35
pag. 37	GRUPO 35 • DIVERSOS	
		pag. 41
pag. 44	GRUPO 37 • LINHA MODULAR	

ACABAMENTOS:

00 - Natural	06 - Pintura GFU
01 - Anodizado Fosco S/Jat.	08 - Anodizado Fosco
02 - Pintura Branco	31 - Anodizado Bronze 1001
03 - Pintura PPR	32 - Pintura Inox

**PERFIS COM OS ACABAMENTOS 01, 08 E 31 CONSULTAR DISPONIBILIDADE DE ESTOQUE NA EMPRESA.*

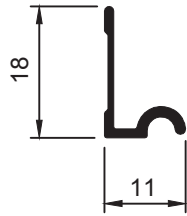
INSTRUÇÃO PARA CONSULTA DOS CÓDIGOS DOS PERFIS RODINATO

GRUPO + Cód. DO PRODUTO + ACABAMENTO = CÓDIGO DE VENDA

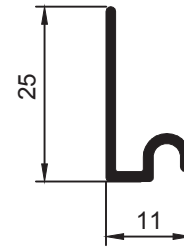
20	01	00	20.01.00
-----------	-----------	-----------	-----------------

GRUPO 20 • ESQUADRIA MADEIRA

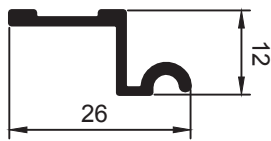
20.01.00 - Perfil TR 119 I



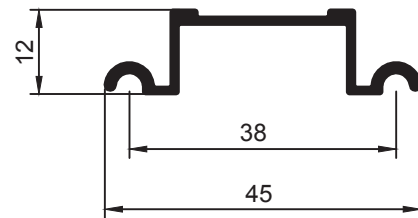
20.02.00 - Perfil TR 120



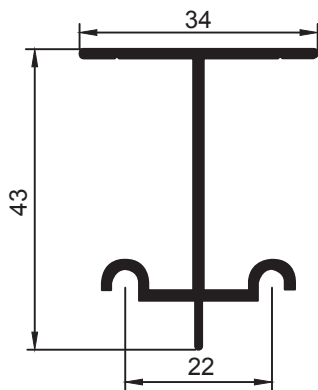
20.03.00 - Perfil TR 119 II



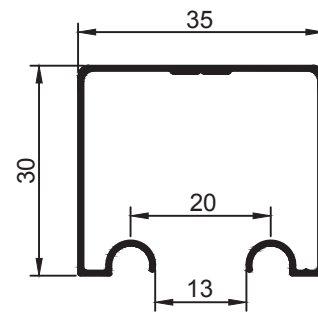
20.04.00 - Perfil TR 119 III



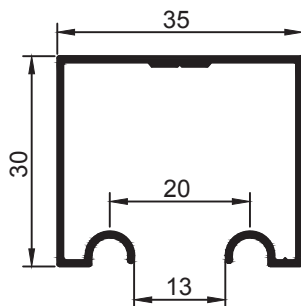
20.05.00 - Perfil TR 3121



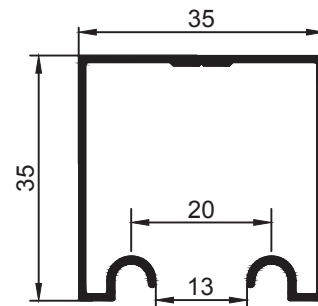
20.06.00 - Perfil TR 130 Leve



20.07.00 - Perfil TR 130 Pesado

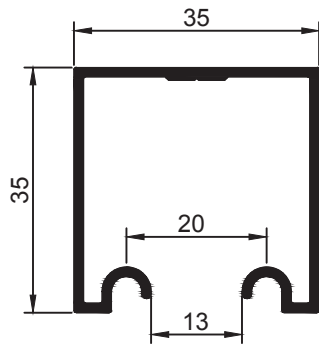


20.08.00 - Perfil TR 135 Leve

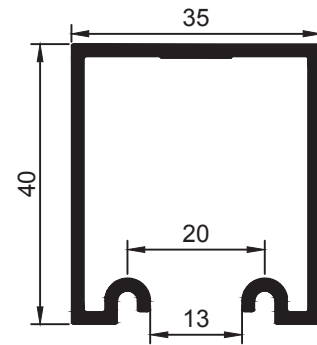


GRUPO 20 • ESQUADRIA MADEIRA

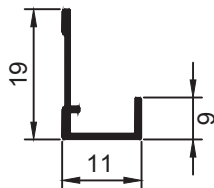
20.09.00 - Perfil TR 135 Pesado



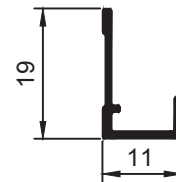
20.10.00 - Perfil TR Gold



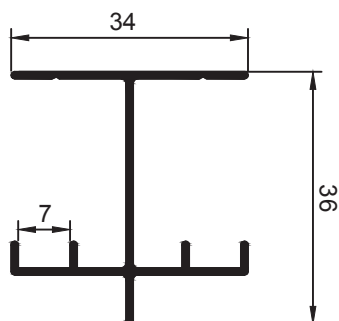
20.11.00 - Perfil TR 114 Leve



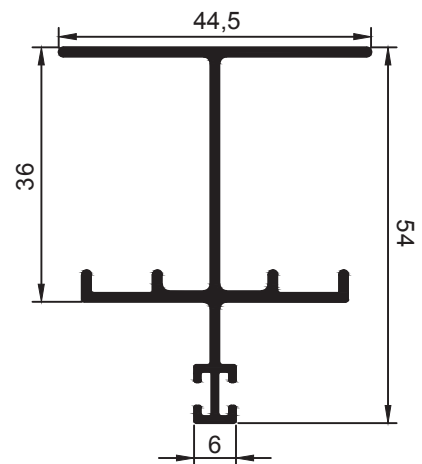
20.12.00 - Perfil TR 114 Pesado



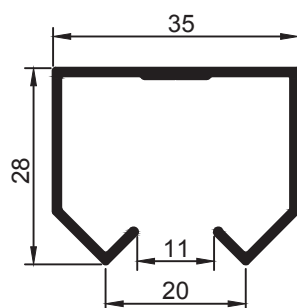
20.13.00 - Perfil TR 3176 Leve



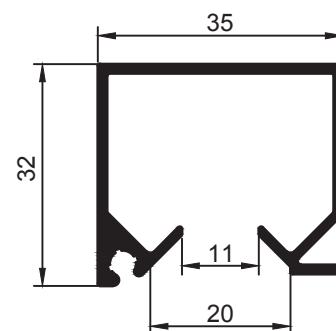
20.14.00 - Perfil TR 3176 Base P/Escova



20.15.00 - Perfil Veneza (3045)

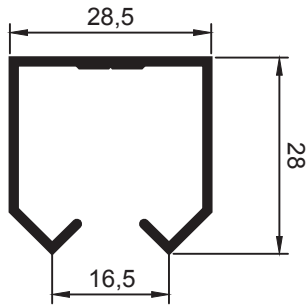


20.16.00 - Perfil Veneza Pesado (3046)

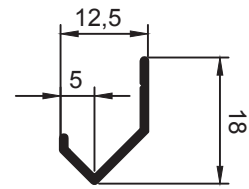


GRUPO 20 • ESQUADRIA MADEIRA

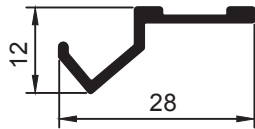
20.17.00 - Perfil Veneza Móveis



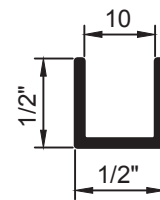
20.18.00 - Perfil TR 200 Veneza 18mm



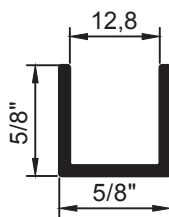
20.19.00 - Perfil TR 202 Veneza II



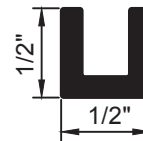
20.20.00 - Perfil TRU 1/2"



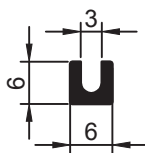
20.21.00 - Perfil TRU 5/8"



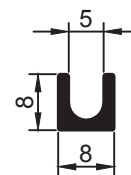
20.22.00 - Perfil TRU 1/2" Litoral



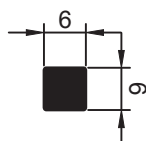
20.23.00 - Perfil Vergalhão Oco 6mm



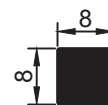
20.24.00 - Perfil Vergalhão Oco 8mm



20.25.00 - Perfil Vergalhão Maciço 6mm

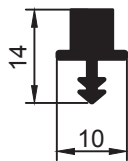


20.26.00 - Perfil Vergalhão Maciço 8mm

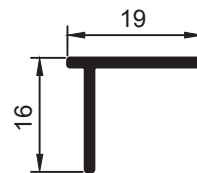


GRUPO 20 • ESQUADRIA MADEIRA

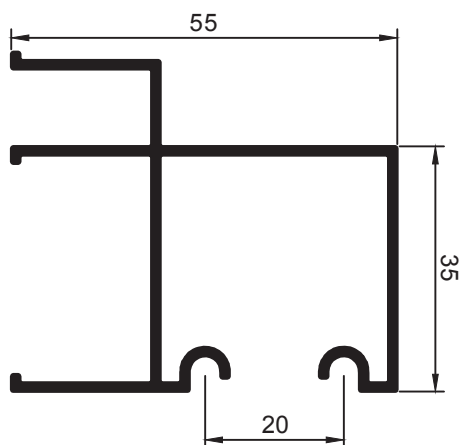
20.27.00 - Perfil Vergalhão Maciço Mod.152



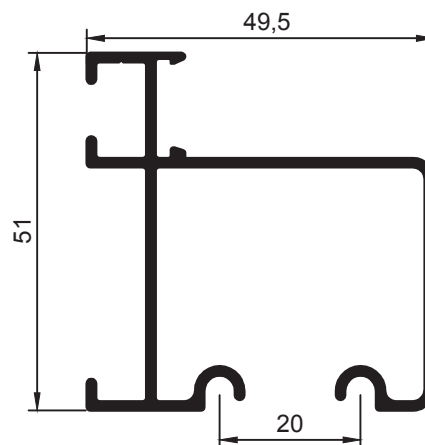
20.28.00 - Perfil Arremate Kit 235



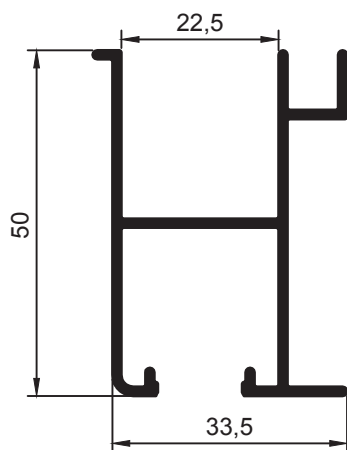
20.29.00 - Perfil Superior Kit 235



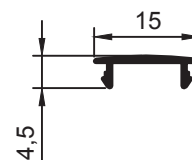
20.30.00 - Perfil Superior Kit Master



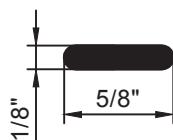
20.31.00 - Perfil Batente Kit Master



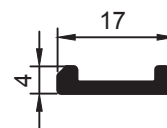
20.32.00 - Perfil Click Kit Master



20.33.00 - Perfil Barra Chata Max ar

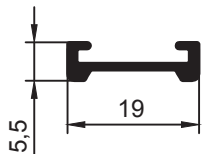


20.34.00 - Perfil Barra Frizada Max ar

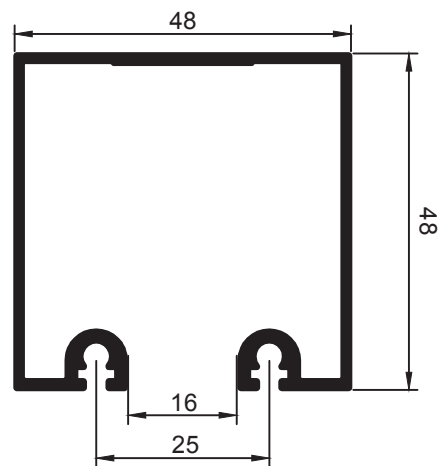


GRUPO 20 • ESQUADRIA MADEIRA

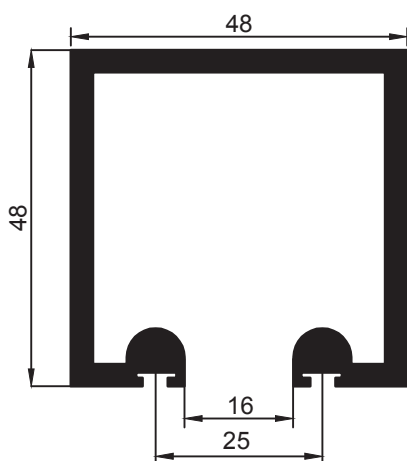
20.35.00 - Perfil Canaleta Max Ar POP



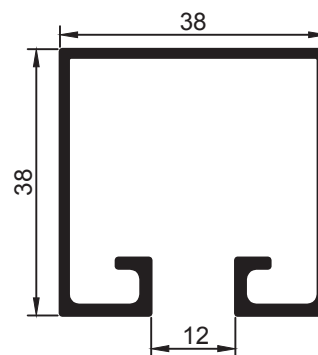
20.36.00 - Perfil Dubai 48x48 Leve



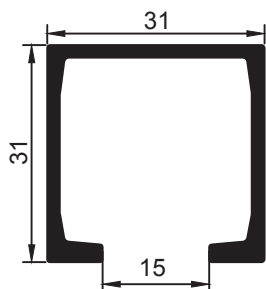
20.37.00 - Perfil Dubai 48x48 Pesado



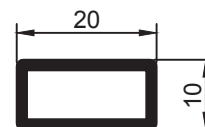
20.38.00 - Perfil 38x38 Chapéu



20.39.00 - Perfil Pantográfico

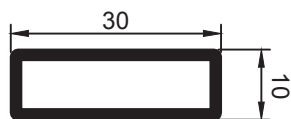


20.40.00 - Perfil Tubo Retangular 10x20

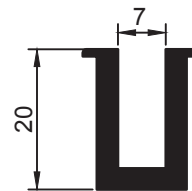


GRUPO 20 • ESQUADRIA MADEIRA

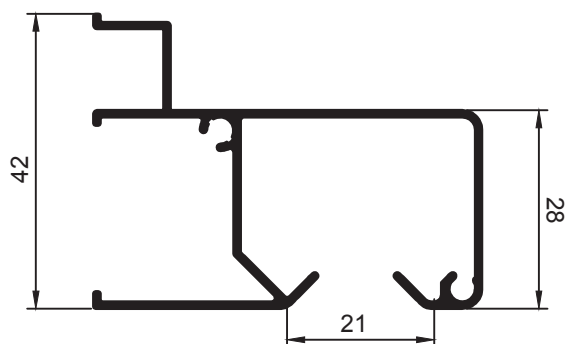
20.41.00 - Perfil Tubo Retangular 10x30



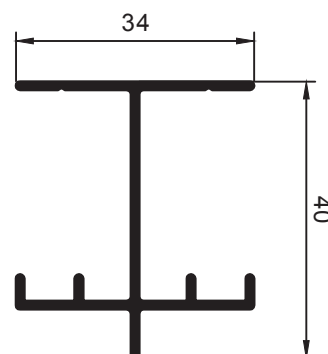
20.42.00 - Perfil TRU 20 mm



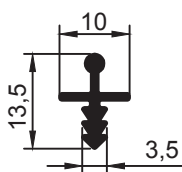
20.44.00 - Perfil 235 Veneza



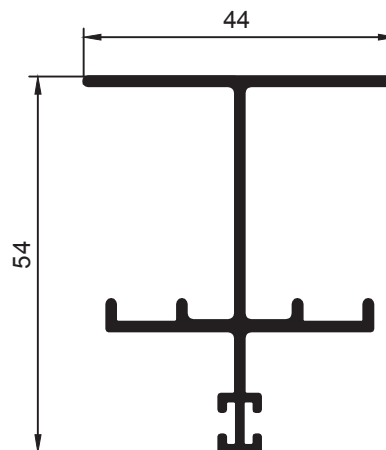
20.45.00 - Perfil TR 3176 Pesado



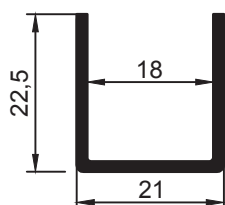
20.46.00 - Perfil TR 152



20.47.00 - Perfil TR 3175 Base P/Escova



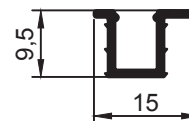
20.48.00 - Perfil TRU 21 x 22,5 mm Guia Dubai



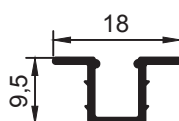
21.01.00 - Perfil KMG 009



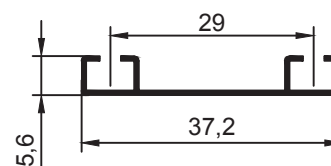
21.02.00 - Perfil 009 Aba Simples



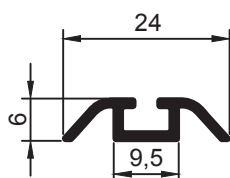
21.03.00 - Perfil 009 Aba Dupla



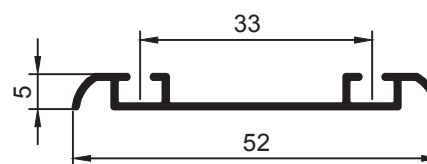
21.04.00 - Perfil KMG Inferior Estreito (3096)



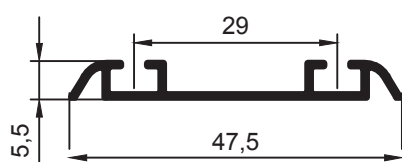
21.05.00 - Perfil KMG Inferior Simples



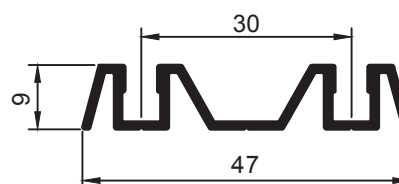
21.06.00 - Perfil KMG Inferior Largo



21.07.00 - Perfil KMG Inferior Estreito

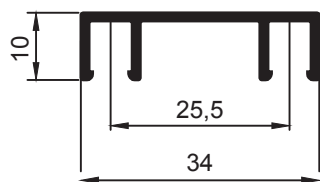


21.08.00 - Perfil Móveis (3129)

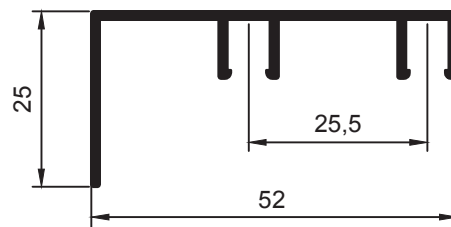


GRUPO 21 • MOVELEIRA

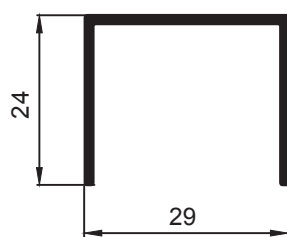
21.09.00 - Perfil KMG Superior S/Aba



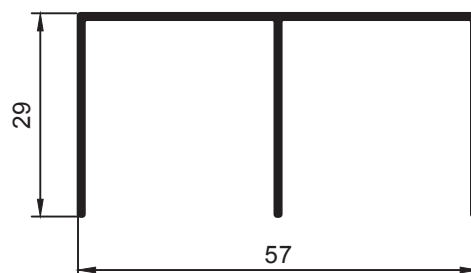
21.10.00 - Perfil KMG Superior C/Aba



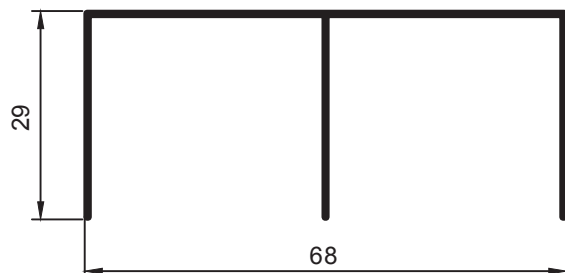
21.11.00 - Perfil KMG Superior Simples



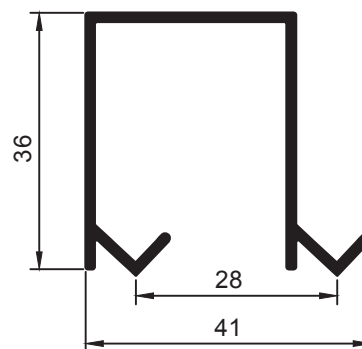
21.12.00 - Perfil KMG Superior Duplo



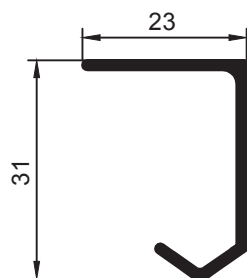
21.13.00 - Perfil KMG Sup. Duplo Largo



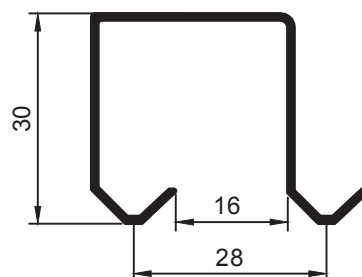
21.14.00 - Perfil Rodimobile



21.15.00 - Perfil Rodiveneza Simples

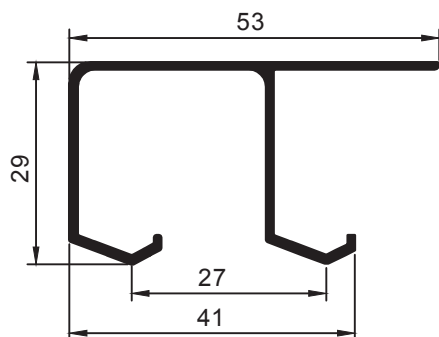


21.16.00 - Perfil Rodiveneza Duplo I

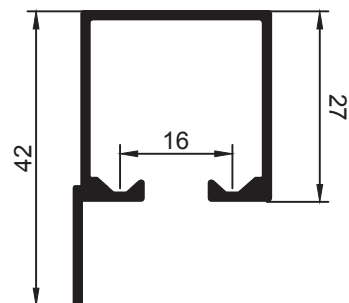


GRUPO 21 • MOVELEIRA

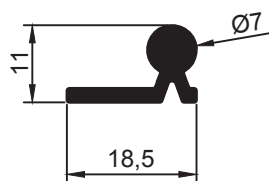
21.17.00 - Perfil Rodiveneza Duplo II



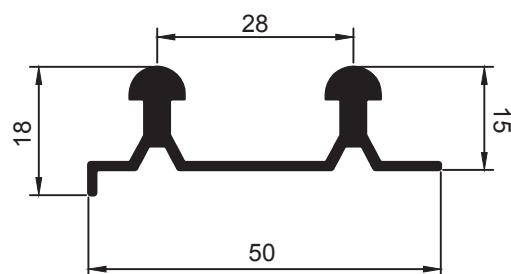
21.18.00 - Perfil GFP Duplo



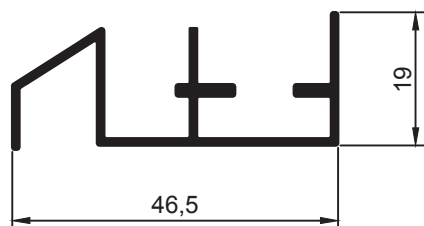
21.19.00 - Perfil Móveis RD 01



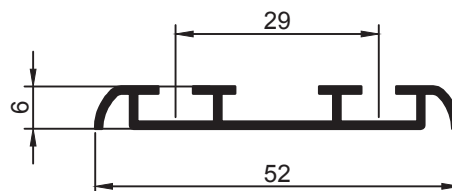
21.20.00 - Perfil Móveis RD 02



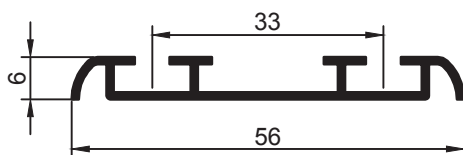
21.21.00 - Perfil Móveis RD 03



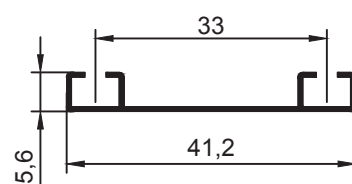
21.22.00 - Perfil Móbile Sobrepor 29mm



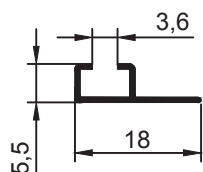
21.23.00 - Perfil Móbile Sobrepor 33mm



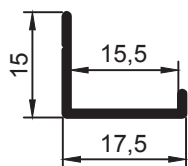
21.24.00 - Perfil KMG Inferior Largo (3096)



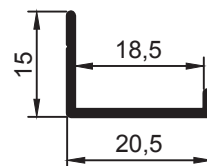
21.25.00 - Perfil Móveis KMG Lateral



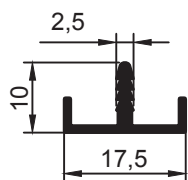
22.01.00 - Perfil Arremate de Encaixe 15mm



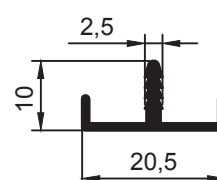
22.02.00 - Perfil Arremate de Encaixe 18mm



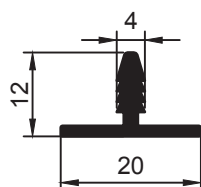
22.03.00 - Perfil Arremate de Espiga 15mm



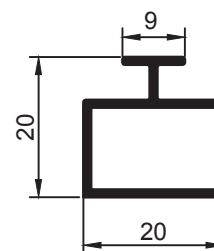
22.04.00 - Perfil Arremate de Espiga 18mm



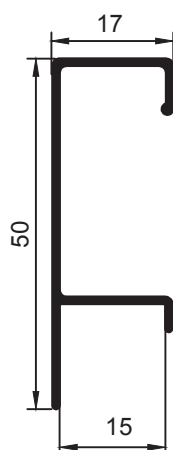
22.05.00 - Perfil Arremate de Espiga 20mm



22.06.00 - Perfil Acabamento Central



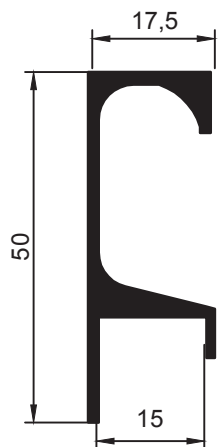
22.07.00 - Perfil Puxador de Encaixe 15mm Leve



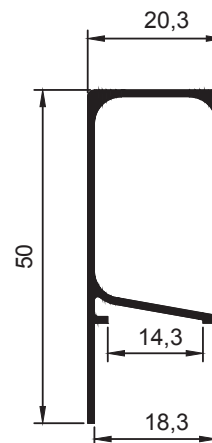
22.08.00 - Perfil Puxador de Encaixe 15mm Normal



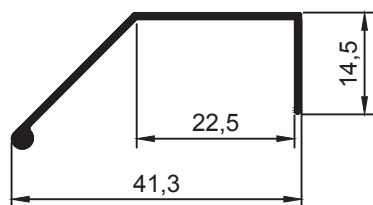
22.09.00 - Perfil Puxador de Encaixe 15mm Pesado



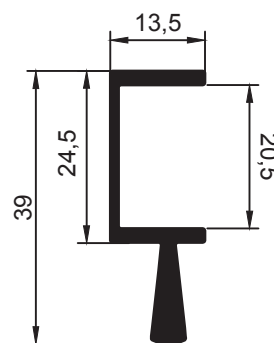
22.10.00 - Perfil Puxador de Encaixe 18mm



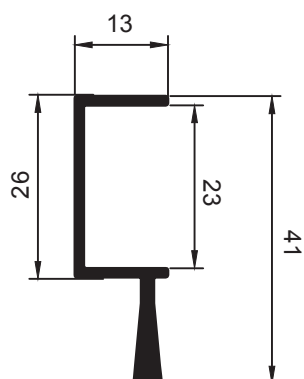
22.11.00 - Perfil Puxador C/Aba 20mm



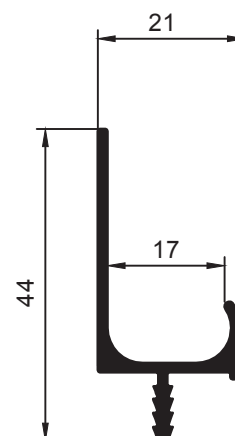
22.12.00 - Perfil Puxador de Cozinha Peq.



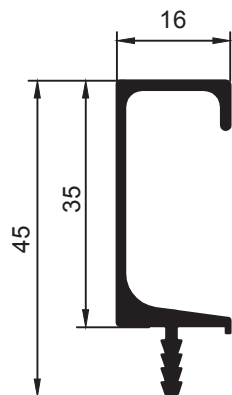
22.13.00 - Perfil Puxador de Cozinha Gr



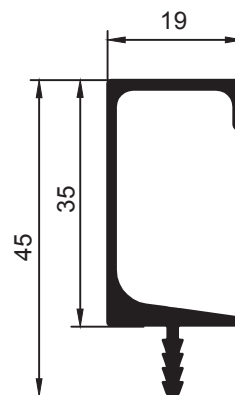
22.14.00 - Perfil Puxador C/Acab.18mm



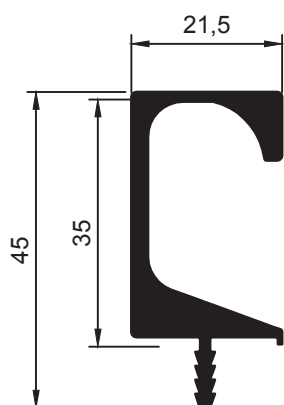
22.15.00 - Perfil Puxador Espiga 15mm



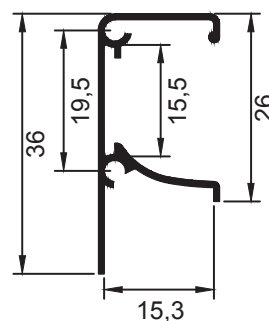
22.16.00 - Perfil Puxador Espiga 18mm



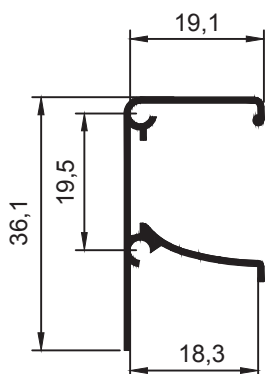
22.17.00 - Perfil Puxador Espiga 20mm



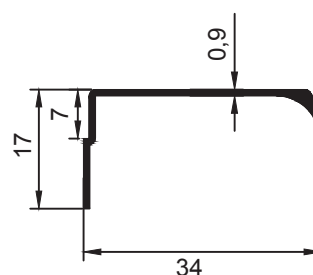
22.29.00 - Perfil Puxador BF 15mm



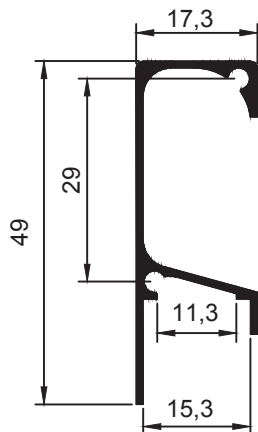
22.33.00 - Perfil Puxador BF 18mm



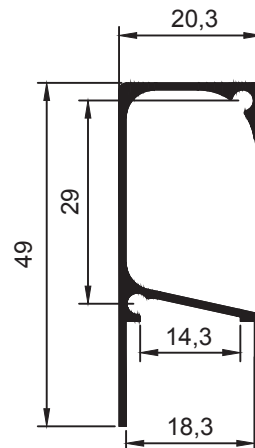
22.30.00 - Perfil Puxador com Abas Móveis



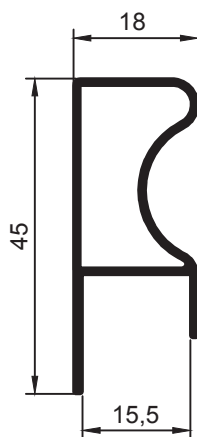
22.31.00 - Perfil Puxador com Tampa 15mm



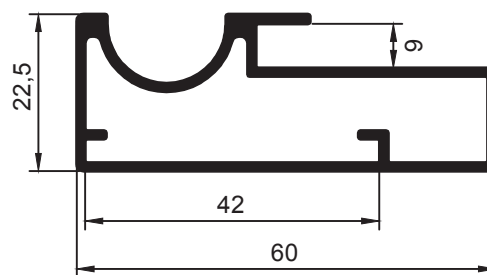
22.32.00 - Perfil Puxador com Tampa 18mm



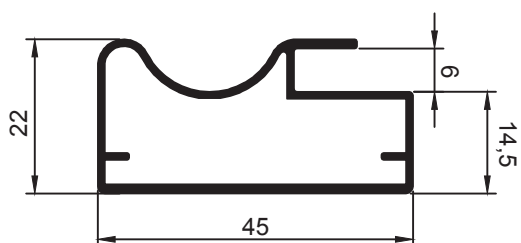
22.18.00 - Perfil Puxador Batente 15mm



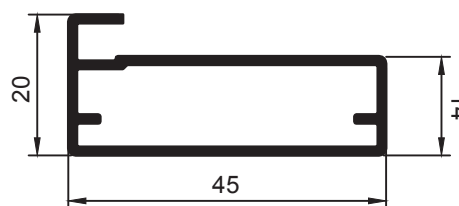
22.19.00 - Perfil Puxador Batente 3141



22.20.00 - Perfil Puxador Batente 3218

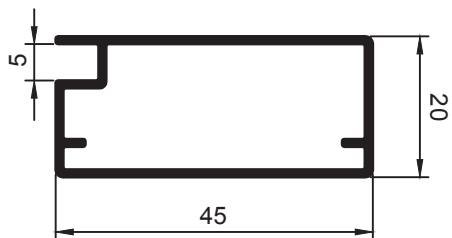


22.21.00 - Perfil Batente 3145

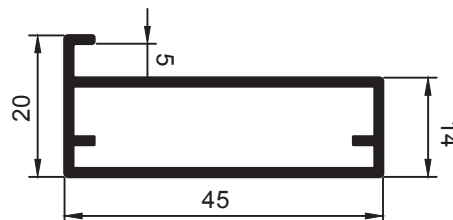


GRUPO 22 • MOVELEIRA

22.22.00 - Perfil Batente 3139



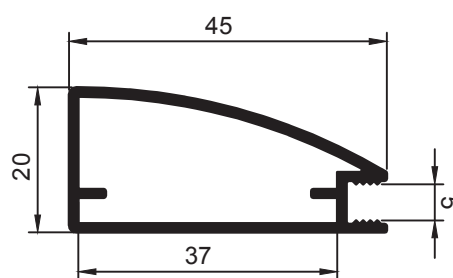
22.23.00 - Perfil Batente 3140



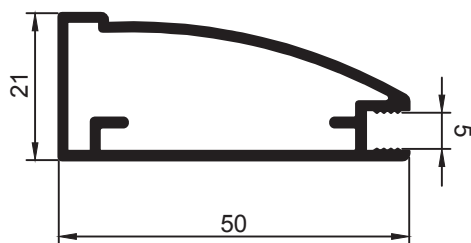
22.24.00 - Perfil Batente 3142



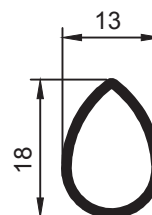
22.25.00 - Perfil Batente 3143



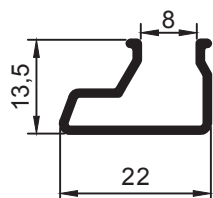
22.26.00 - Perfil Batente 3144



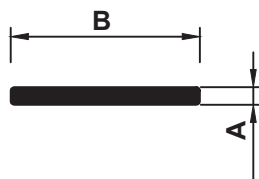
22.27.00 - Perfil Gota



22.28.00 - Perfil Bota

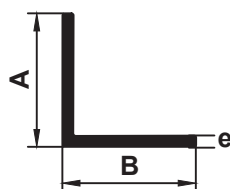


Perfil Barra Chata



CÓDIGO	MILIMETROS	
	A	B
23.01.00	3/16"	1/2"
23.02.00	1/8"	3/4"
23.03.00	2,5	27
23.04.00	3,5	100

Perfil Cantoneira



CÓDIGO	MILIMETROS		
	A	B	e
23.11.00	3/8"	3/8"	1,58
23.12.00	5/8"	5/8"	1,58
23.13.00	3/4"	3/4"	1,58
23.14.00	1"	1"	2
23.15.00	13/16"	13/16"	2
23.16.00	1 1/2"	1 1/2"	2,5
23.17.00	2"	2"	2,5
23.18.00	15	5	0,8
23.19.00	3/4"	1"	2
23.20.00	25	81	2,5
23.21.00	1"	1"	0,7
23.22.00	3/4"	3/4"	0,7
23.23.00	5/8"	5/8"	0,7
23.24.00	1/2"	1/2"	0,7

GRUPO 24 • TUBOS E VERGALHÕES


24.01.00 - Tubo Redondo 1/2"



24.02.00 - Tubo Redondo 5/8"



24.03.00 - Tubo Cabideiro Redondo 1"



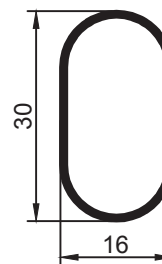
24.04.00 - Tubo Redondo Estriado 7/8" P/Rodo



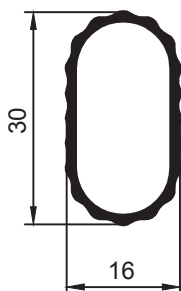
24.05.00 - Tubo Redondo 3/8" Parede de 2,2mm



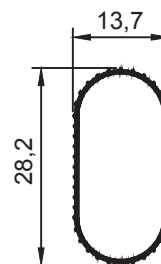
24.06.00 - Tubo Cabideiro Oblongo



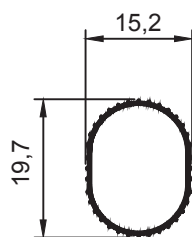
24.07.00 - Tubo Cabideiro Oblongo Estriado



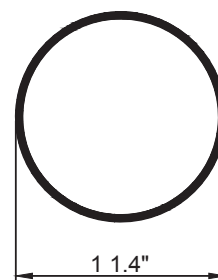
24.19.00 - Perfil Cabideiro 13.5-28



24.20.00 - Perfil Cabideiro 15-19.5

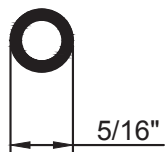


24.21.00 - Perfil Tubo 1 1/4" Parede 1mm



GRUPO 24 • TUBOS E VERGALHÕES

24.22.00 - Perfil Tubo 5/16" Parede 1,35mm



24.24.00 - Perfil Tubo 5/8" Parede 2,5mm

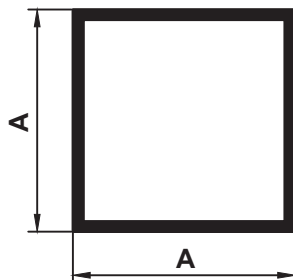


Vergalhão Redondo



CÓDIGO	MILIMETROS
	A
24.08.00	5/16"
24.09.00	3/8"
24.10.00	7/16"
24.11.00	15/32"
24.23.00	1/4"

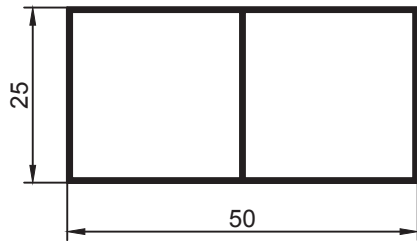
Tubo Quadrado



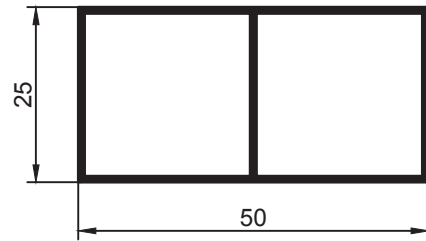
CÓDIGO	MILIMETROS
	A
24.12.00	3/8"
24.13.00	1/2"
24.14.00	1 1/4"
24.15.00	2"
24.16.00	1 1/4"

GRUPO 24 • TUBOS E VERGALHÕES

24.17.00 - Régua de Pedreiro Leve

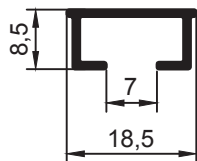


24.18.00 - Régua de Pedreiro Pesada

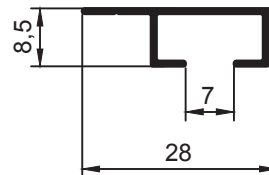


GRUPO 25 • CORTINA

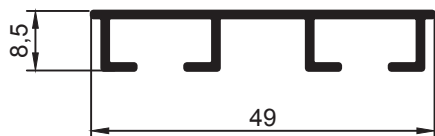
25.01.00 - Perfil Cortina Simples



25.10.00 - Perfil Cortina Simples c/ Aba



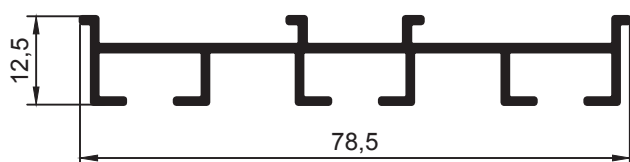
25.02.00 - Perfil Cortina Duplo



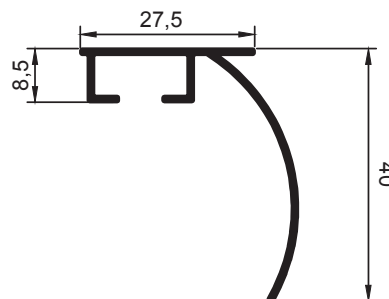
25.03.00 - Perfil Cortina Triplo



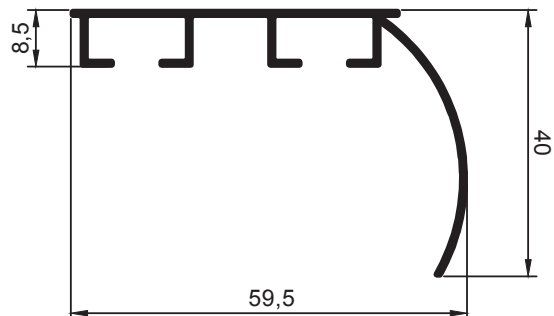
25.04.00 - Perfil Cortina Triplo c/ Gara



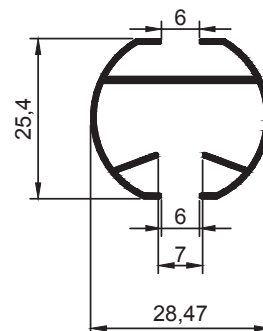
25.05.00 - Perfil Cortina Simples c/ Sanca



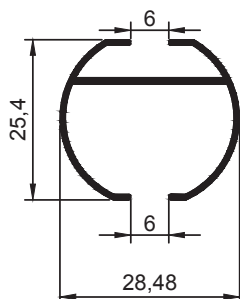
25.06.00 - Perfil Cortina Duplo c/ Sanca



25.11.00 - Perfil Cortina Wave C/Aba Natural

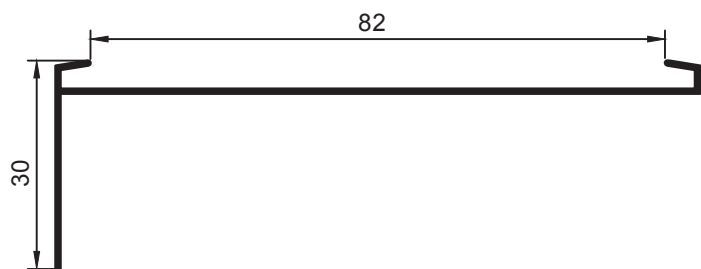


25.12.00 - Perfil Cortina Wave S/Aba Natural

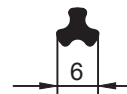


GRUPO 25 • PERSIANA

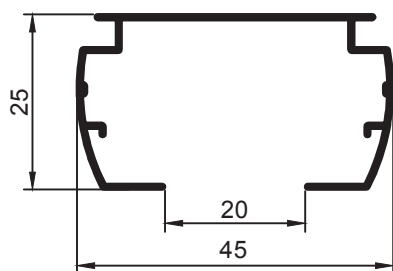
25.07.00 - Perfil Persiana Bandô



25.08.00 - Perfil Persiana Eixo

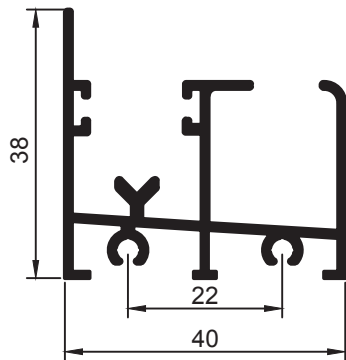


25.09.00 - Perfil Persiana Superior Carrinho

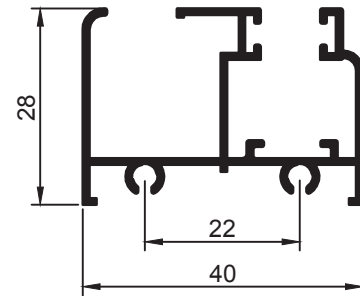


GRUPO 26 • VIDRO / ALUMÍNIO

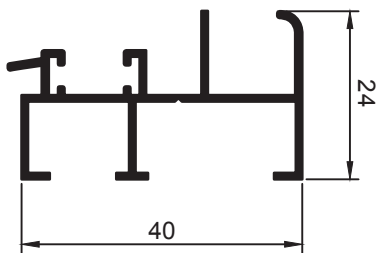
26.01.00 - Perfil Inf.P/Janela Vidro Temperado



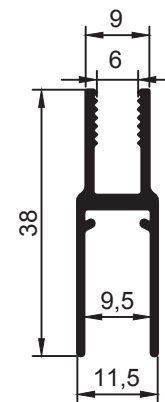
26.02.00 - Perfil Sup.P/Janela Vidro Temperado



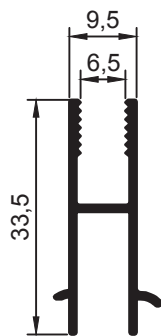
26.03.00 - Perfil Lateral P/Janela Vidro Temperado



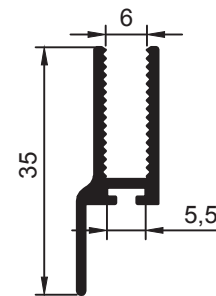
26.04.00 - Perfil Suporte Vidro/Carrinho



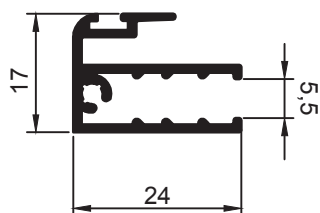
26.05.00 - Perfil Suporte Fixo Vidro



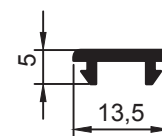
26.06.00 - Perfil Mata Junta Central



26.07.00 - Perfil Mão Amiga

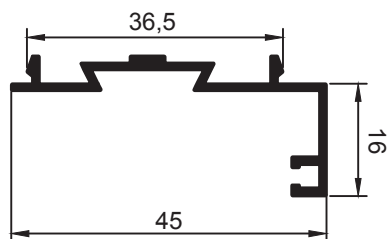


26.08.00 - Perfil Click P/Janela Vidro Temperado

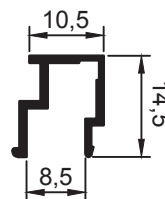


GRUPO 27 • LINHA DIVISÓRIA

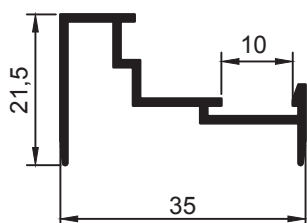
27.01.00 - Perfil Batente P/Divisória




27.02.00 - Perfil Bagueete P/Divisória



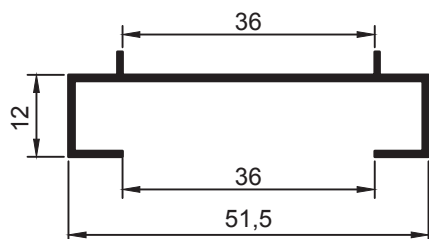
27.03.00 - Perfil Porta e Bagueete P/Divisória



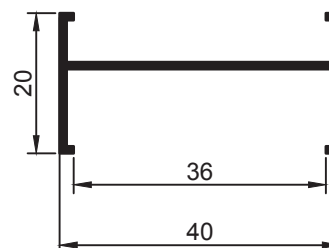
27.04.00 - Perfil Guia U P/Divisória



27.05.00 - Perfil Travessa/Guia

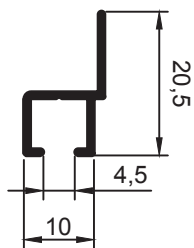


27.06.00 - Perfil Travessa H P/Divisória

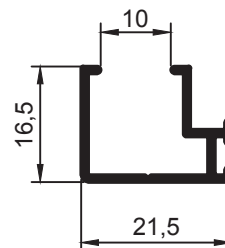


GRUPO 28 • LINHA 16

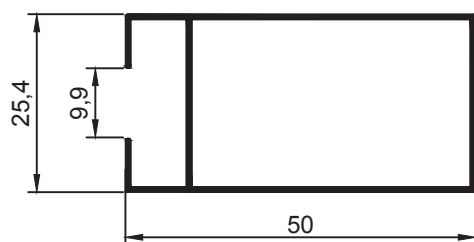
28.01.00 - Perfil 002



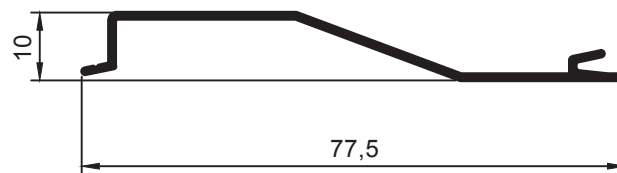
28.02.00 - Perfil 038



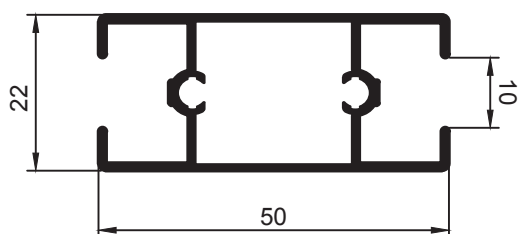
28.03.00 - Perfil 018



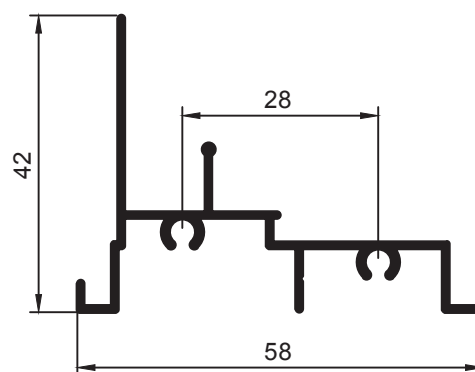
28.04.00 - Perfil 021



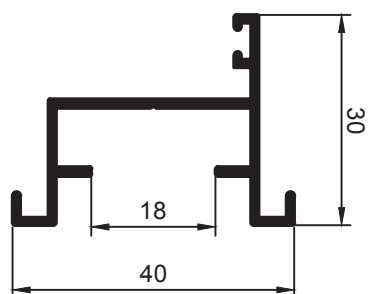
28.05.00 - Perfil 017



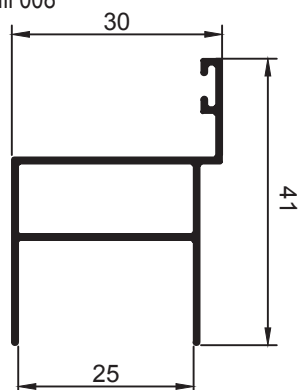
28.06.00 - Perfil 025



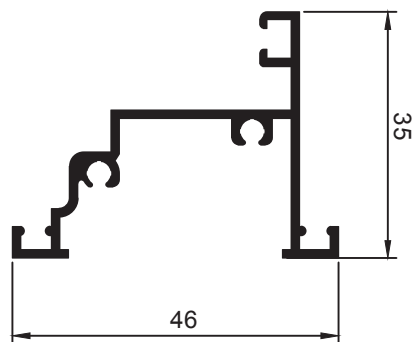
28.07.00 - Perfil 020



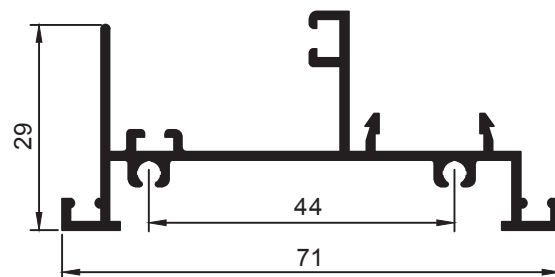
28.08.00 - Perfil 008



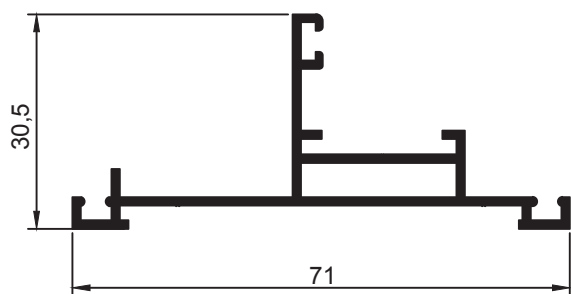
29.16.00 - Perfil Requadro Inferior Max-Ar S/Grade



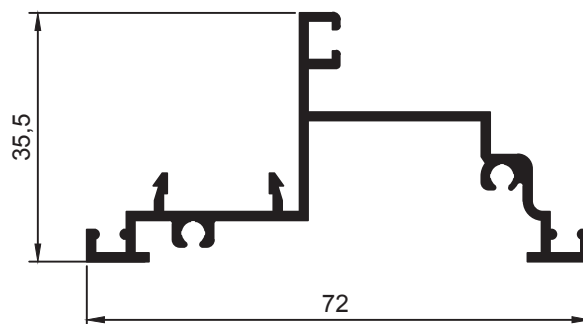
29.37.00 - Perfil Requadro Superior Max-Ar C/Grade



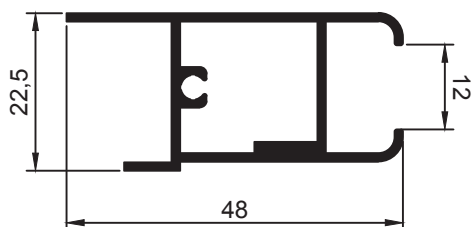
29.38.00 - Perfil Requadro Lateral Max-Ar C/Grade



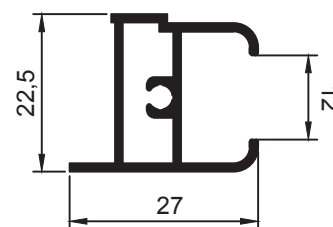
29.39.00 - Perfil Requadro Inferior Max-Ar C/Grade



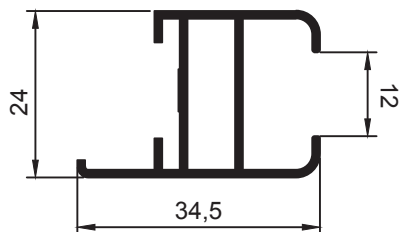
29.40.00 - Perfil Cadeirinha Inferior Max-Ar



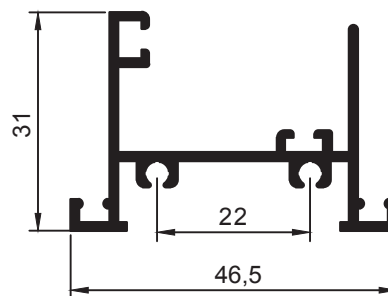
29.41.00 - Perfil Cadeirinha Superior Max-Ar



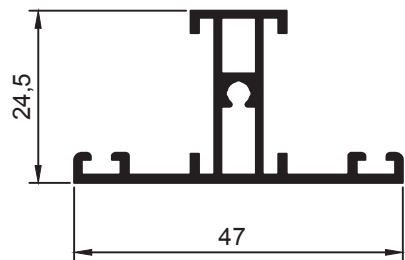
29.42.00 - Perfil Cadeirinha Lateral Max-Ar



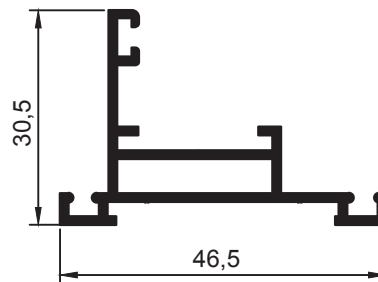
29.48.00 - Perfil Requadro Superior Max-Ar S/Grade



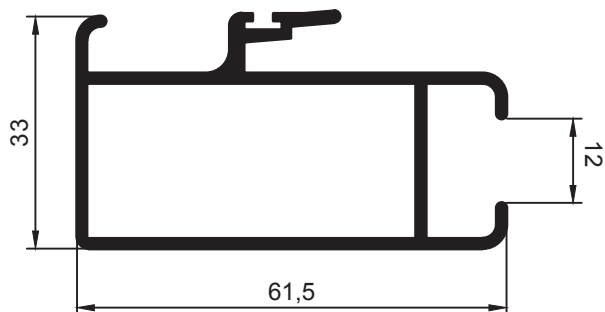
29.58.00 - Perfil Travessa Vertical Max-Ar 02 Secção



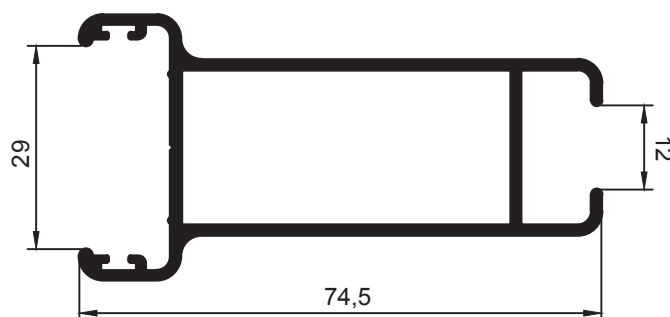
29.12.00 - Perfil Requadro Lateral Max-Ar S/Grade



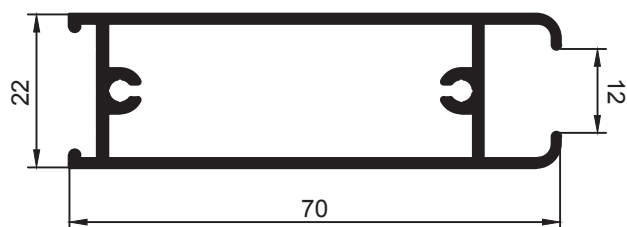
29.02.00 - Perfil Cadeirinha Mão Amiga Porta Correr



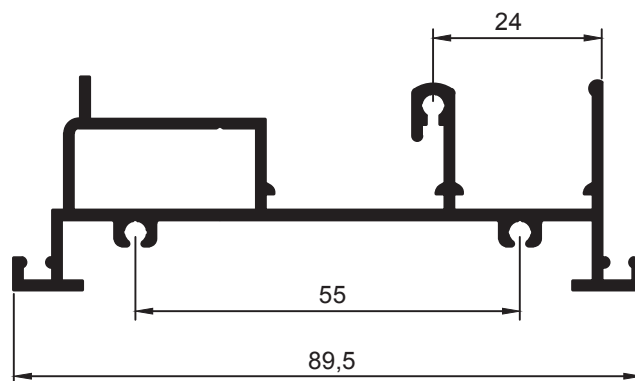
29.03.00 - Perfil Cadeirinha Mata Junta Porta Correr



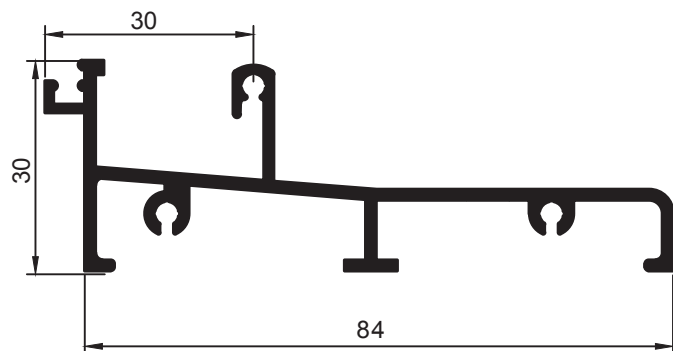
29.05.00 - Perfil Travessa Superior Porta Correr



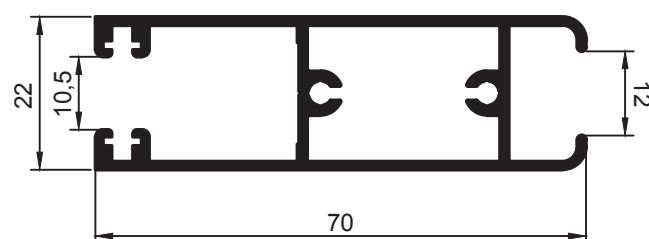
29.07.00 - Perfil Trilho Superior Porta Correr



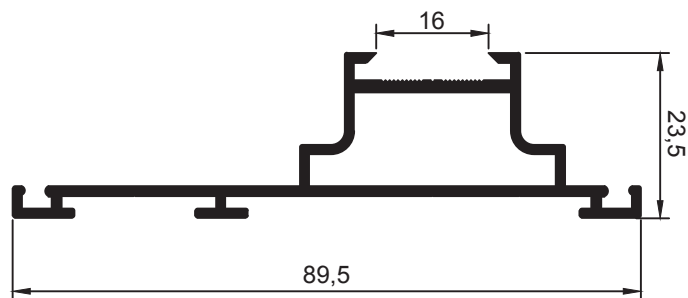
29.08.00 - Perfil Trilho Inferior Porta Correr



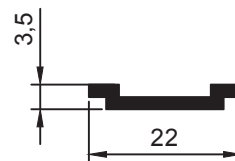
29.09.00 - Perfil Travessa Inferior Porta Correr



29.10.00 - Perfil Requadro Lateral Porta Correr



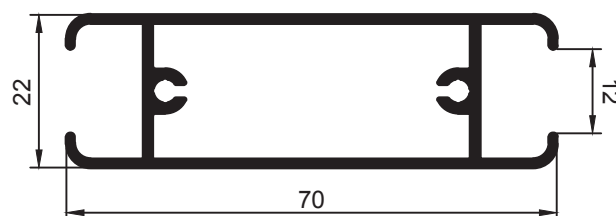
29.53.00 - Perfil Contra testa Porta Correr



29.56.00 - Perfil Requadro Lateral Porta Correr



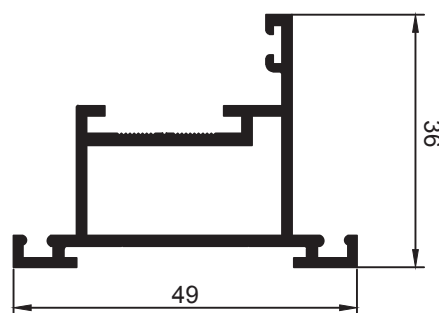
29.06.00 - Perfil Travessa Intermediaria Porta Abrir



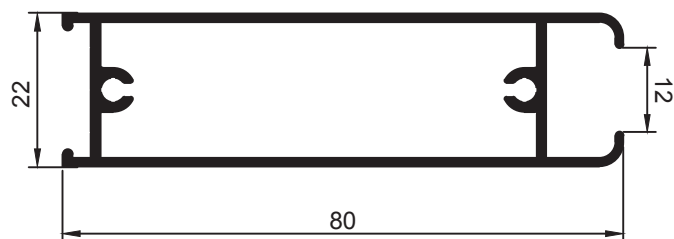
29.17.00 - Perfil Cadeirinha Porta Abrir



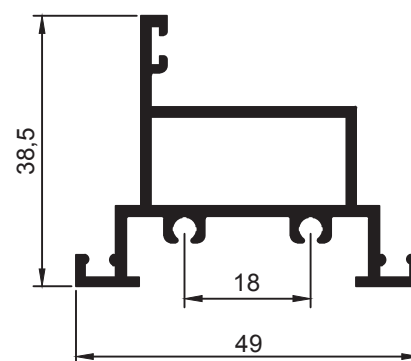
29.28.00 - Perfil Batente



29.43.00 - Perfil Travessa Caderinha Porta



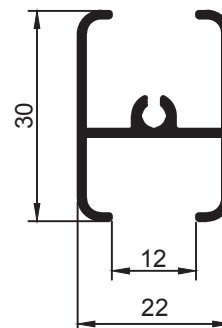
29.46.00 - Perfil Travessa Batente Porta



29.49.00 - Perfil Trava da Porta



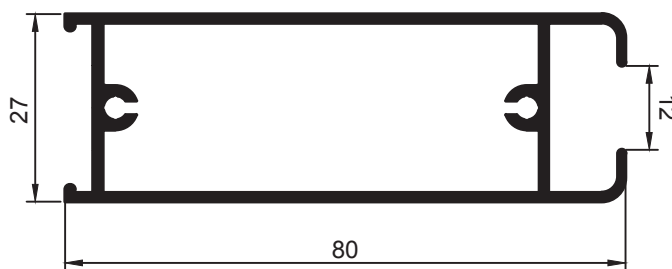
29.54.00 - Perfil Travessa intermediária Abrir



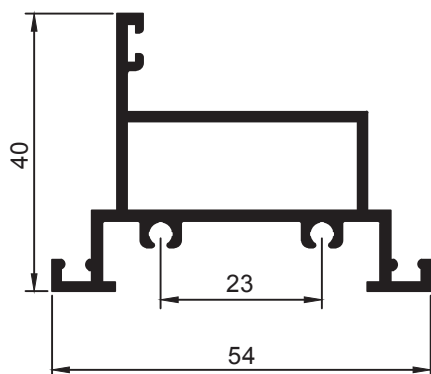
29.01.00 - Perfil Cadeirinha Porta Lambri



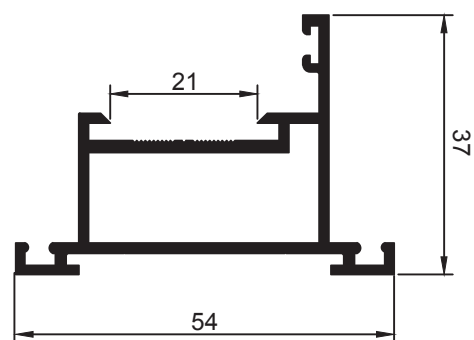
29.04.00 - Perfil Travessa Cadeirinha Porta Lambri



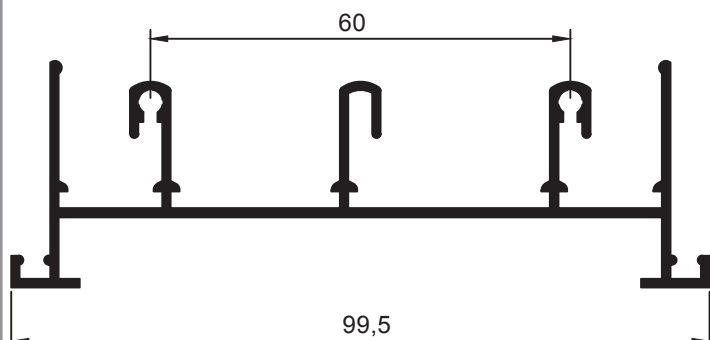
29.13.00 - Perfil Travessa Batente Porta Lambri



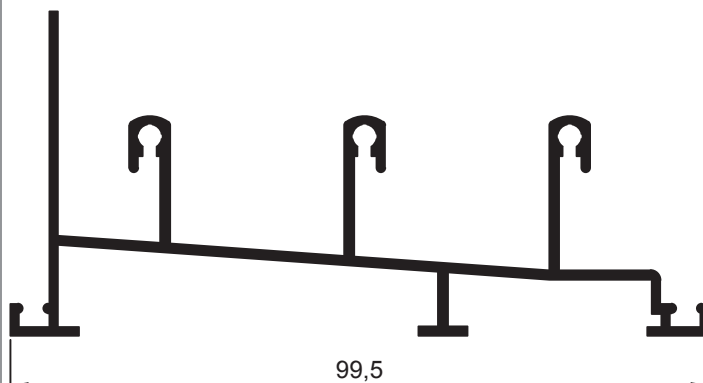
29.55.00 - Perfil Batente Porta Lambri



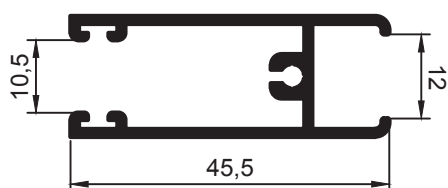
29.14.00 - Perfil Trilho Superior Veneziana Lateral



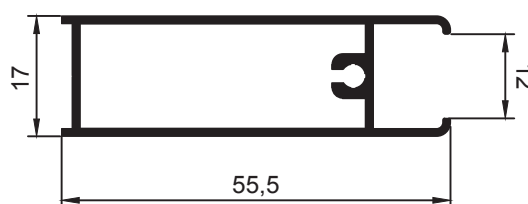
29.15.00 - Perfil Trilho Inferior Veneziana Lateral




29.18.00 - Perfil Cadeirinha Abafador Vitro/Veneziana Central



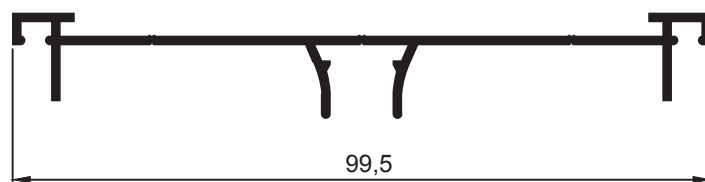
29.19.00 - Perfil Cadeirinha Abafador Vitro/Veneziana Central



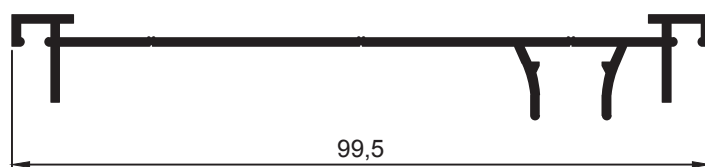
29.21.00 - Perfil Requadro Lateral Veneziana Lateral



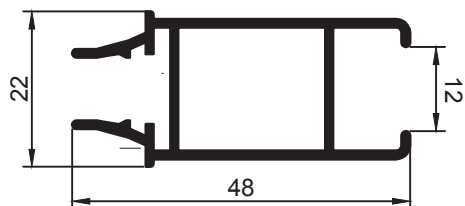
29.22.00 - Perfil Requadro Lateral Vitro e Veneziana



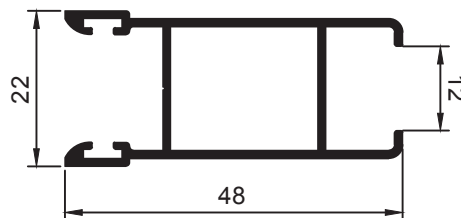
29.23.00 - Perfil Requadro Lateral Vitro Lateral C/Grade



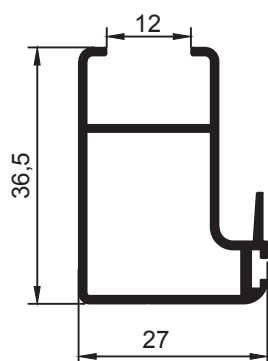
29.24.00 - Perfil Mata Junta Movel Vitro e Veneziana



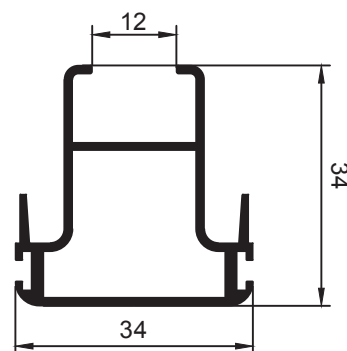
29.25.00 - Perfil Mata Junta Abafador Vitro e Veneziana



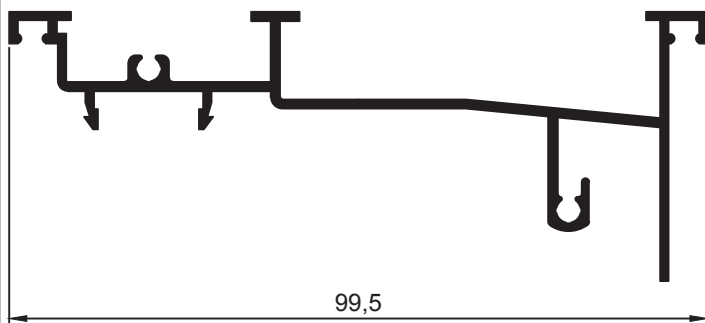
29.26.00 - Perfil Mão Amiga Vitro e Veneziana Central



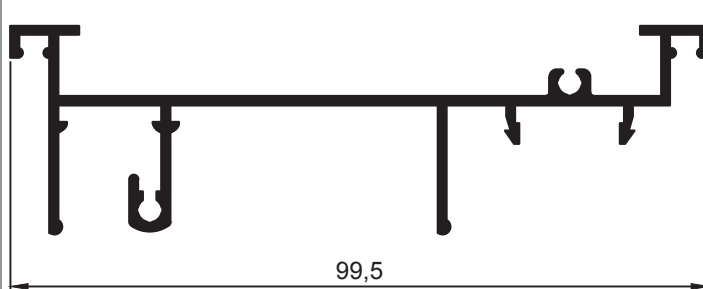
29.27.00 - Perfil Mão Amiga Dupla Fixa Veneziana Central



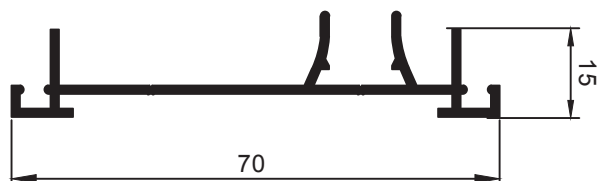
29.29.00 - Perfil Trilho Inferior Vitro Central C/Grade



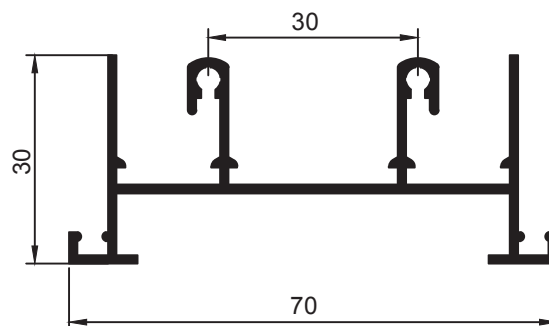
29.30.00 - Perfil Trilho Superior Vitro Central C/Grade



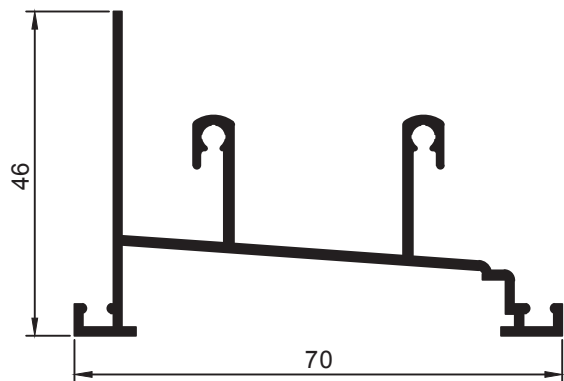
29.31.00 - Perfil Requadro Lateral Vitro S/Grade



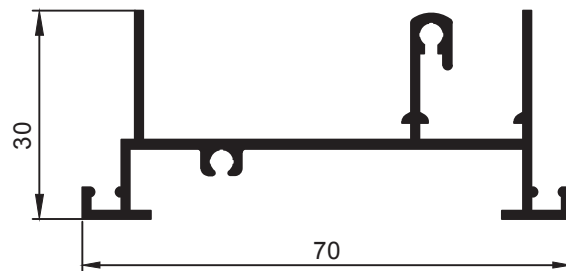
29.32.00 - Perfil Trilho Superior Vitro Lateral S/Grade



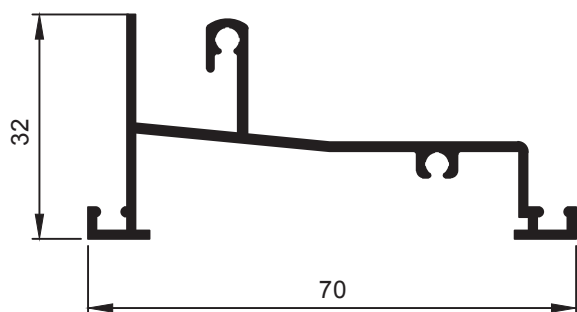
29.33.00 - Perfil Trilho Inferior Vitrô Lateral S/Grade



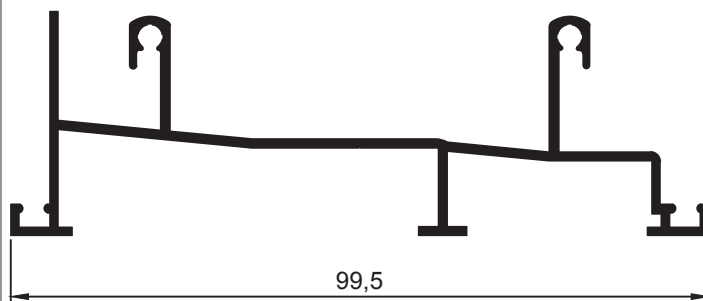
29.34.00 - Perfil Trilho Superior Vitrô Central S/Grade



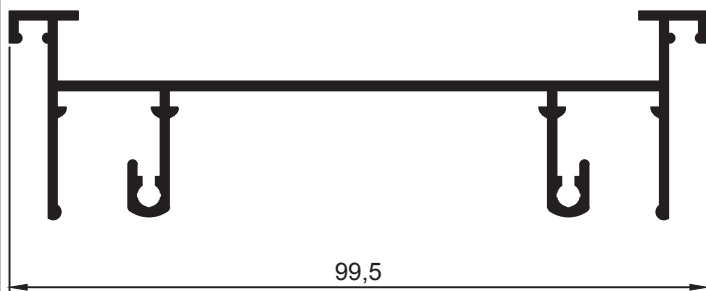
29.35.00 - Perfil Trilho Inferior Vitrô Central S/Grade



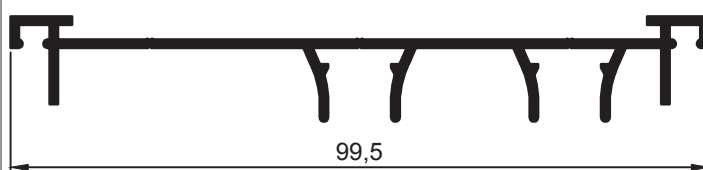
29.44.00 - Perfil Trilho Inferior Veneziana Central



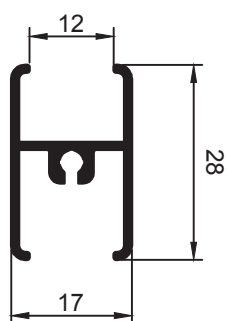
29.45.00 - Perfil Trilho Superior Veneziana Central




29.59.00 - Perfil Requadro Lateral



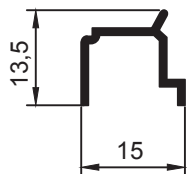
29.60.00 - Perfil Travessa Te



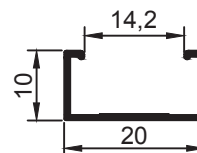
29.11.00 - Perfil Lamina



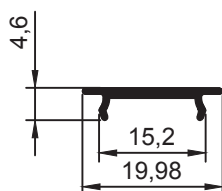
29.20.00 - Perfil Acabamento de Lamina Inferior



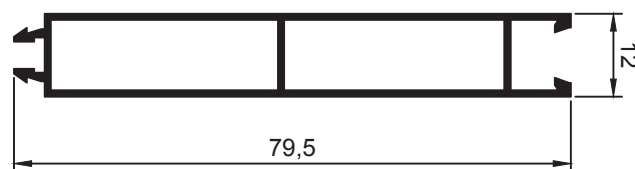
29.36.00 - Perfil Quadrado da Grade



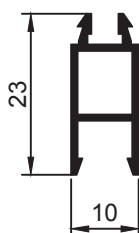
29.47.00 - Perfil Capa Perfil Grade



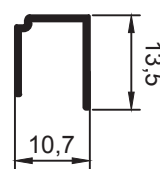
29.50.00 - Perfil Lamina Lambri Porta Abrir



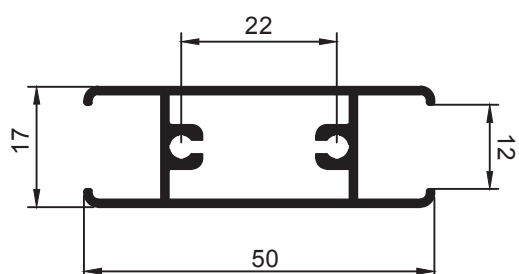
29.51.00 - Perfil Travessa da Lamina Lambri Porta Abrir



29.52.00 - Perfil Acabamento Lamina

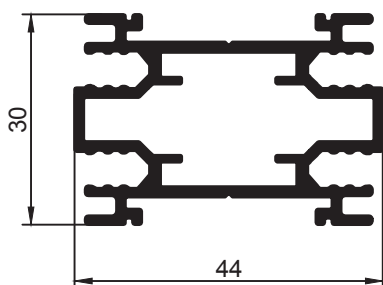


29.57.00 - Perfil Travessa Intermediária Porta Balcão

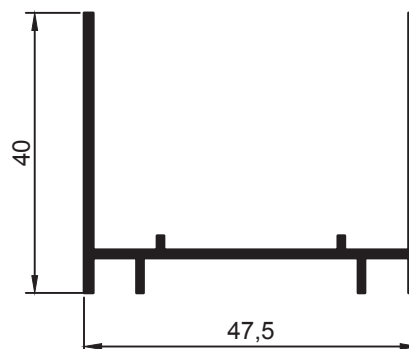


GRUPO 31 • DIVISÓRIA PREMIUM

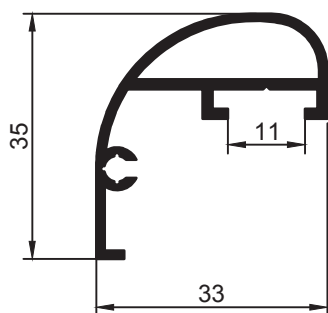
31.01.00 - Perfil Travessa Vertical



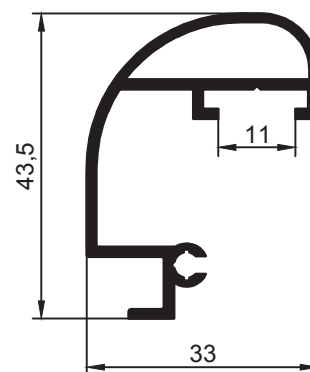
31.02.00 - Perfil Guia Externa Tecnolach



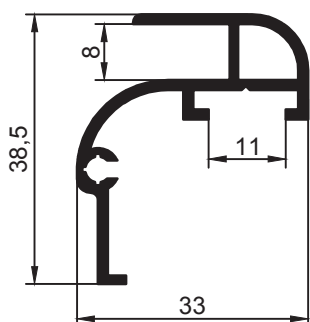
31.03.00 - Perfil Leito Vidro Único Macho



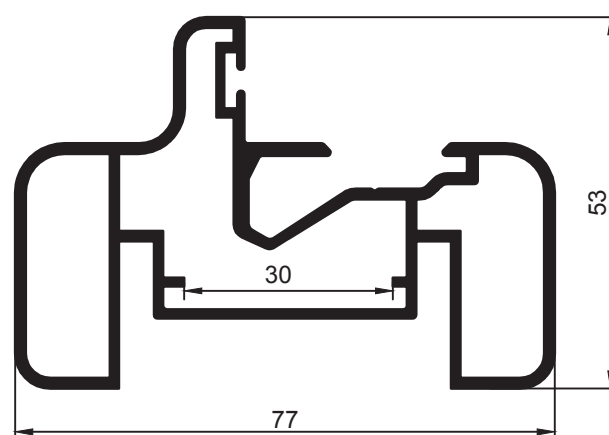
31.04.00 - Perfil Leito Vidro Único Femea



31.05.00 - Perfil Leito Vidro Duplo

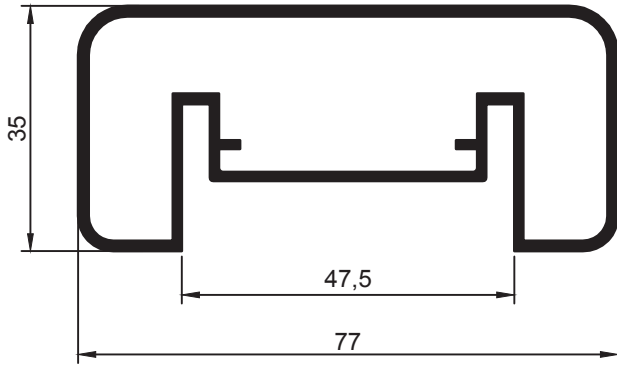


31.06.00 - Perfil Batente

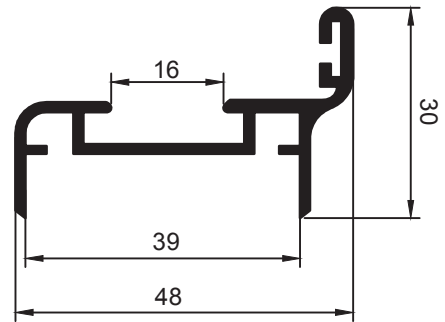


LINHA 31 • DIVISÓRIA PREMIUM

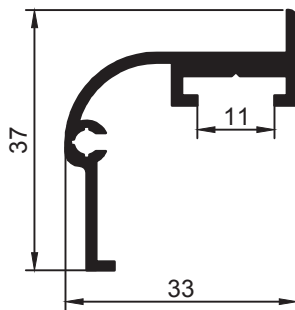
31.08.00 - Perfil Acabamento Frontal



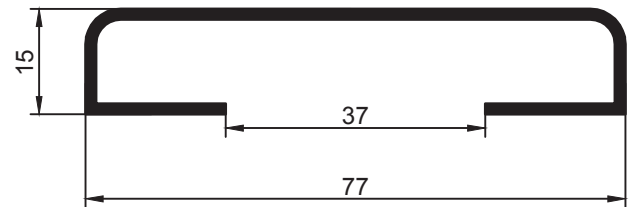
31.09.00 - Perfil Batedeira



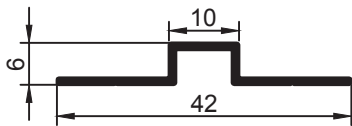
31.10.00 - Perfil Pele de Vidro Duplo



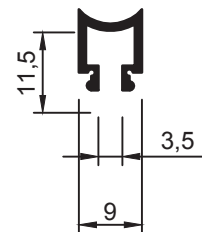
31.11.00 - Perfil de Encaixe



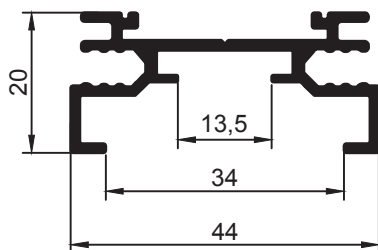
31.12.00 - Perfil De Paginação



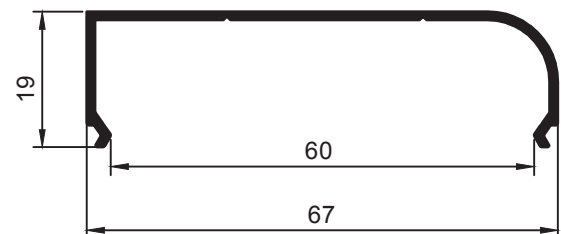
31.13.00 - Perfil Baguete de Acabamento



31.16.00 - Perfil Capa do Rodapé

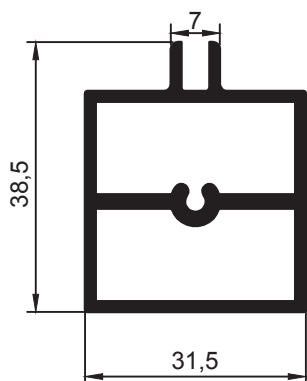


31.17.00 - Perfil Coluna 90°

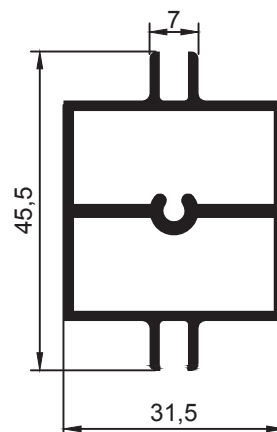


GRUPO 35 • DIVERSOS

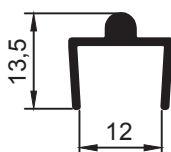
35.01.00 - Perfil Airo PVC 01



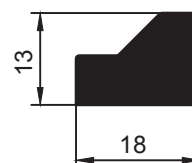
35.02.00 - Perfil Airo PVC 02



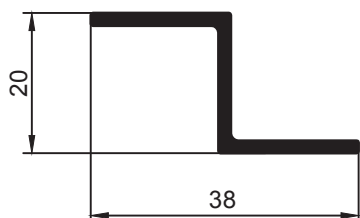
35.03.00 - Perfil Airo PVC 03



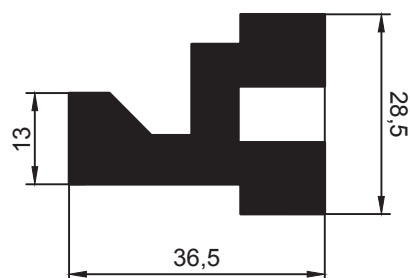
35.04.00 - Perfil Airo PVC 04



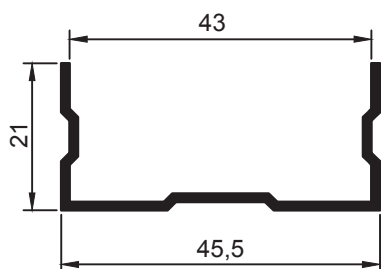
35.05.00 - Perfil Airo PVC 05



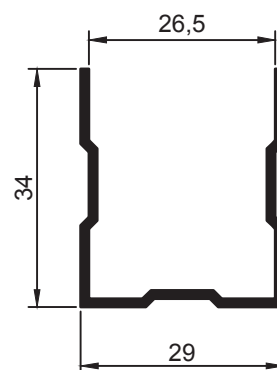
35.06.00 - Perfil Airo PVC 06



35.07.00 - Perfil Airo PVC 07

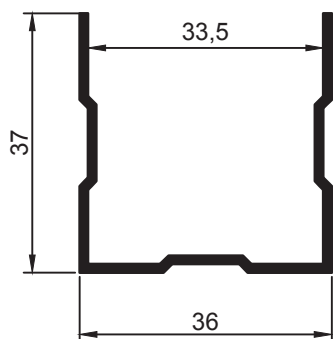


35.08.00 - Perfil Airo PVC 08

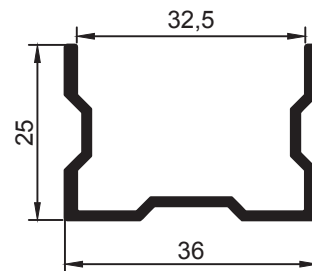


GRUPO 35 • DIVERSOS

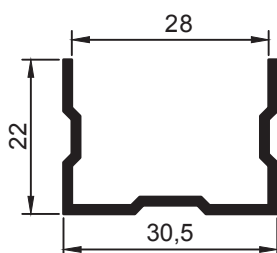
35.09.00 - Perfil Airo PVC 09



35.10.00 - Perfil Airo PVC 10



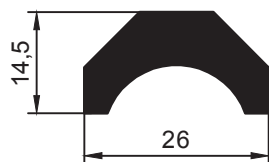
35.11.00 - Perfil Airo PVC 11



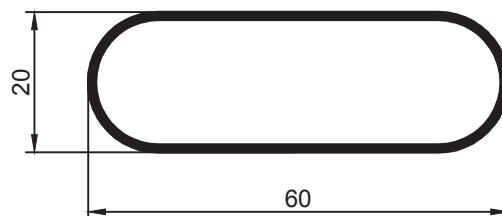
35.12.00 - Perfil Airo PVC 12



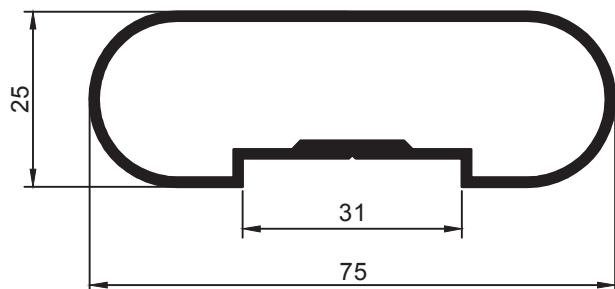
35.13.00 - Perfil Inferior Jaba



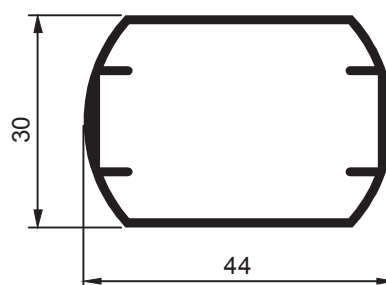
35.14.00 - Perfil Corrimão 01



35.15.00 - Perfil Corrimão 02

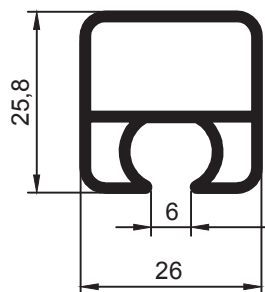


35.16.00 - Perfil Base Corrimão

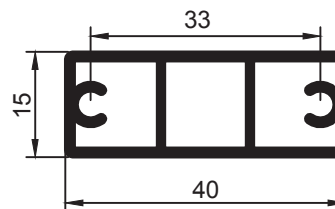


GRUPO 35 • DIVERSOS

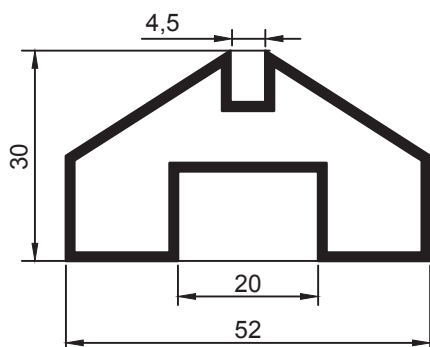
35.17.00 - Perfil Tri-Tubular Quadrado Aluv



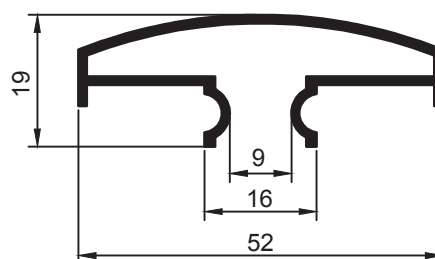
35.18.00 - Perfil Tri-Tubular Retangular Aluv



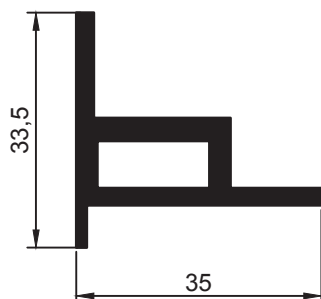
35.19.00 - Perfil Base P/Vidro La Cuisine



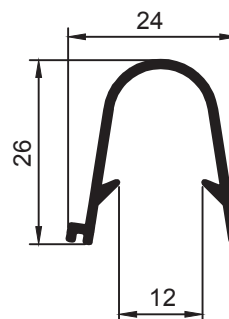
35.20.00 - Perfil Corrimão La Cuisine



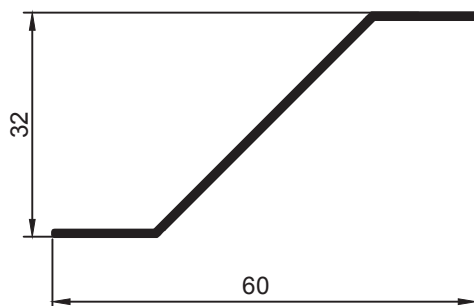
35.21.00 - Perfil Univ 3178



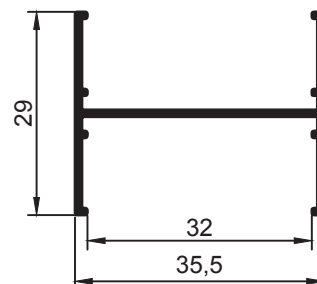
35.22.00 - Perfil de Encaixe P/Rodo



35.23.00 - Perfil Paleta Quebra Vento

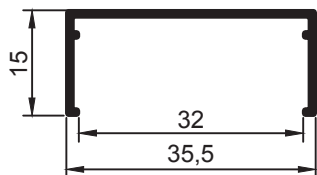


35.24.00 - Perfil Coluna H Quebra Vento

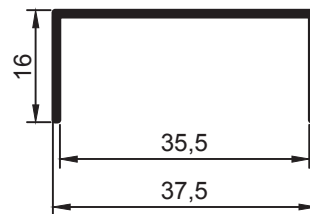


GRUPO 35 • DIVERSOS

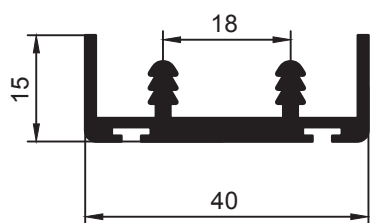
35.25.00 - Perfil Guia Lateral Quebra Vento



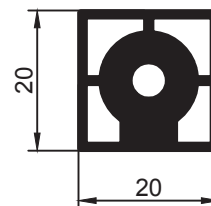
35.26.00 - Perfil Guia Superior e Inferior Quebra Vento



35.29.00 - Perfil Airo P/Vedação de Porta

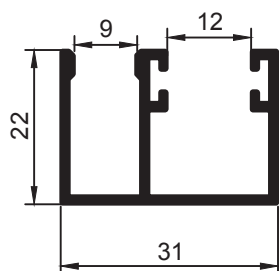


35.35.00 - Perfil Base Quadrada MACIÇA P/Puxador

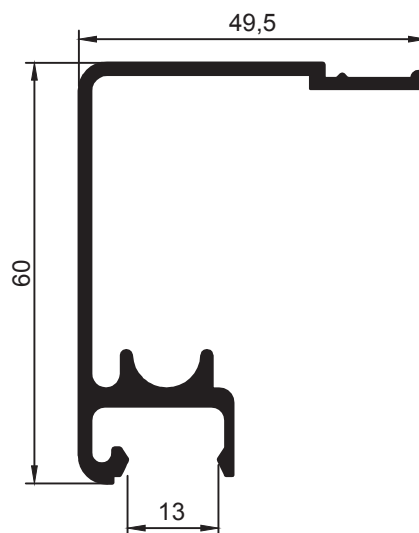


GRUPO 36 • VIDRO TEMPERADO / BOX

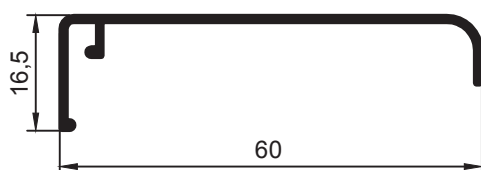
36.01.00 - Perfil Inf.P/Vidro Fixo/Correr 8mm



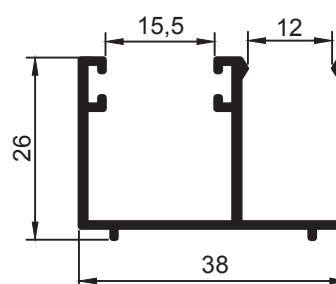
36.02.00 - Perfil Sup.P/Vidro Temp.8mm



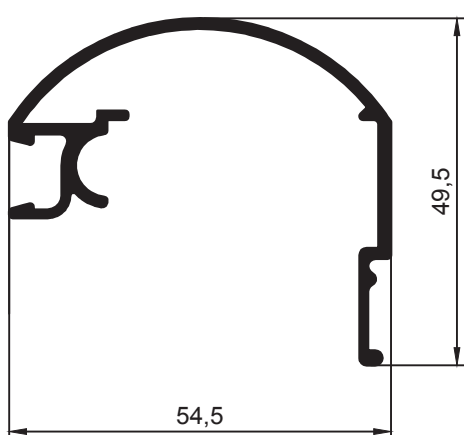
36.03.00 - Perfil Capa Sup.P/Vidro Temp.8mm




36.04.00 - Perfil Inf.P/Vidro Fixo/Correr 10mm



36.05.00 - Perfil Superior P/Box 8mm

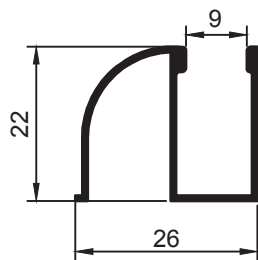


36.06.00 - Perfil Capa Sup. P/Box 8mm

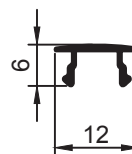


LINHA 36 • VIDRO TEMPERADO / BOX

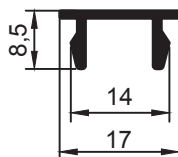
36.07.00 - Perfil Inferior Leve Box 8mm



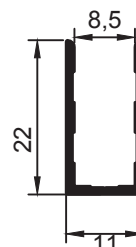
36.08.00 - Perfil Click 8mm Vidro Temperado



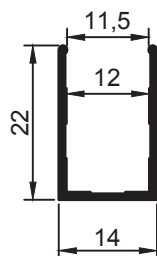
36.09.00 - Perfil Click 10mm Vidro Temperado



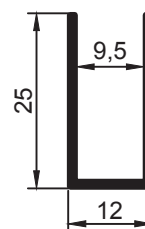
36.10.00 - Perfil U Leve 8mm Vidro



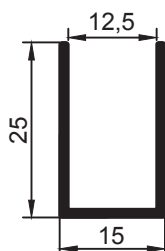
36.11.00 - Perfil U Leve 10mm Vidro



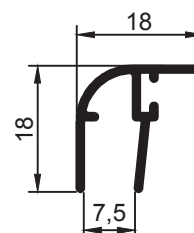
36.12.00 - Perfil U Pesado 8mm Vidro



36.13.00 - Perfil U Pesado 10mm Vidro

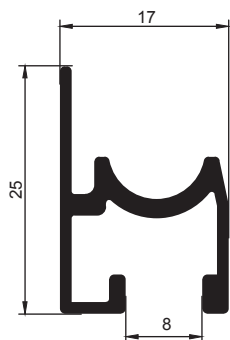


36.14.00 - Perfil Arremate Canto P/Box

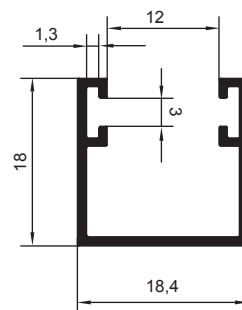


LINHA 36 • VIDRO TEMPERADO / BOX

36.15.00 - Perfil P/Vidro Temperado Mod. 119 I

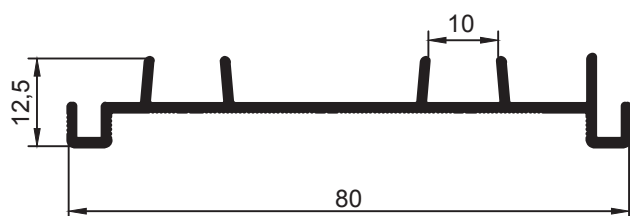


36.16.00 - Perfil P/Vidro Temperado TRU 18x18

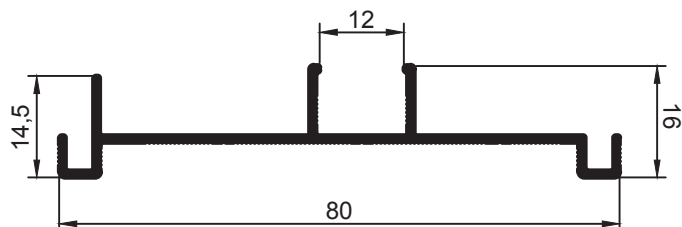


GRUPO 37 • LINHA MODULAR

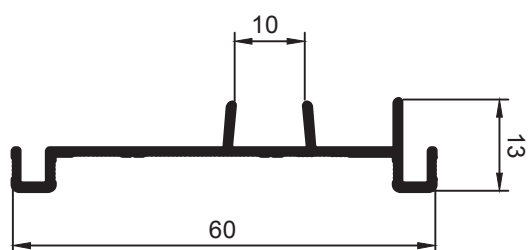
37.01.00 - Marco Lateral Folha Móvel 3 Folhas



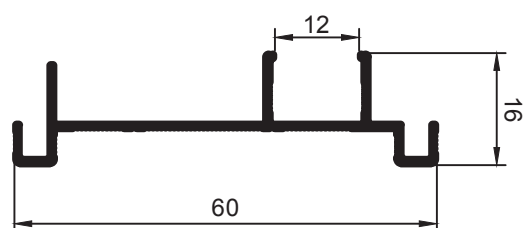
37.02.00 - Marco Lateral Folha Fixa 3 e 6 Folhas



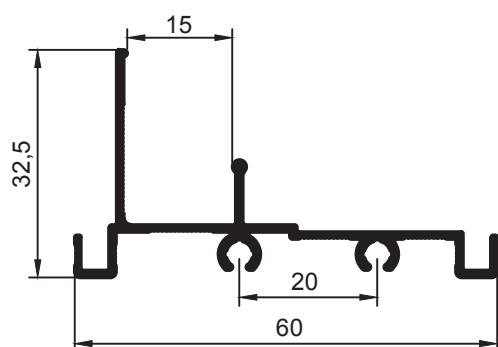
37.03.00 - Marco Lateral Folha Móvel 2 Folhas



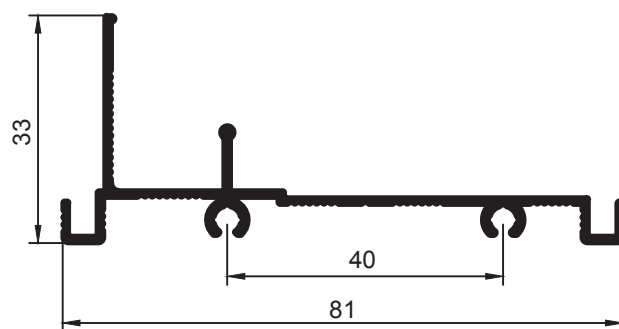
37.04.00 - Marco Lateral Folha Fixa 2 e 4 Folhas



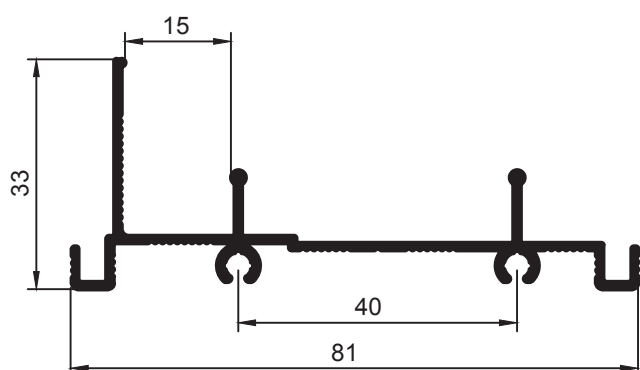
37.05.00 - Trilho Superior/Inferior Peq. 2 e 4 Folhas



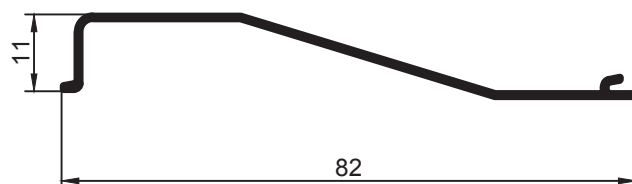
37.06.00 - Trilho Superior/Inferior GR. 2 e 4 Folhas



37.07.00 - Trilho Superior/Inferior Peq. 3 e 6 Folhas

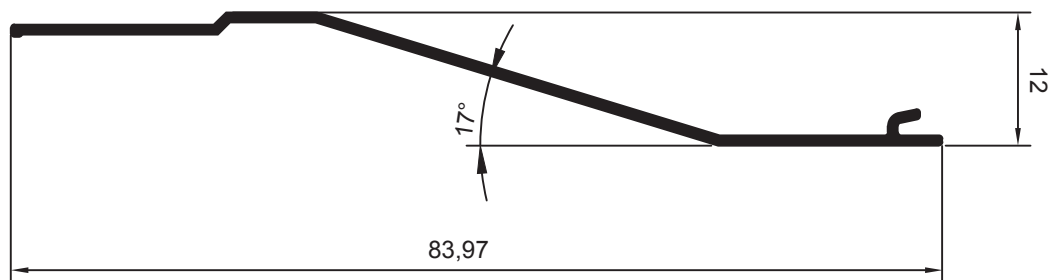


37.08.00 - Perfil Palheta Veneziana

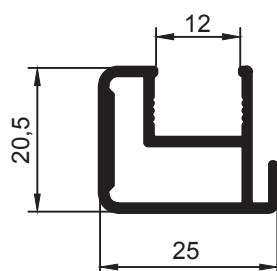


GRUPO 37 • LINHA MODULAR

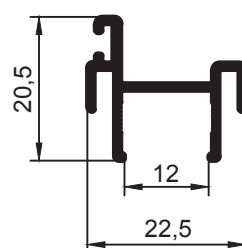
37.09.00 - Perfil Palheta Fechamento Veneziana



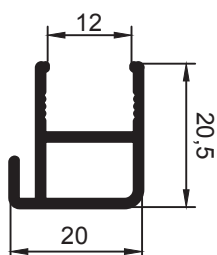
37.10.00 - Perfil Mão Amiga Móvel 2 e 3 Folhas



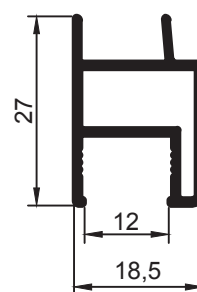
37.11.00 - Perfil Mão Amiga Fixa 3 e 6 Folhas



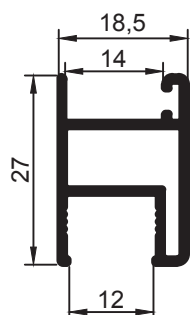
37.12.00 - Perfil Mão Amiga Móvel 4 e 6 Folhas



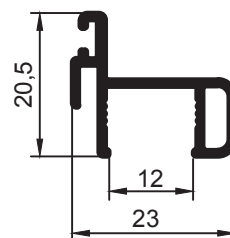
37.13.00 - Perfil Altura Folha Móvel Macho



37.14.00 - Perfil Altura Folha Móvel Femea

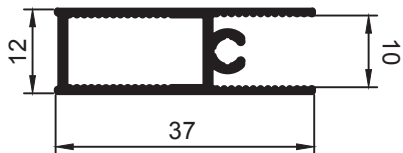


37.15.00 - Perfil Mão Amiga Fixa 2 e 4 Folhas

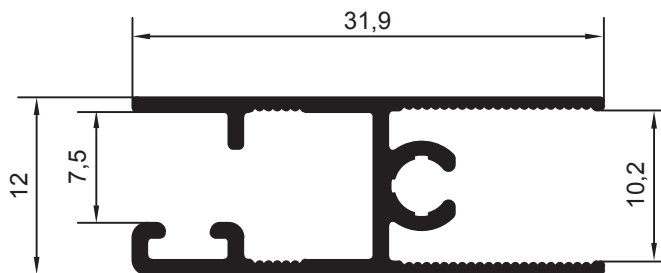


GRUPO 37 • LINHA MODULAR

37.17.00 - Perfil Largura da Folha Fixa



37.16.00 - Perfil Largura da Folha Móvel





RODINATO[®]
SOLUÇÕES PARA MÓVEIS E ESQUADRIAS

RODINATO[®]
SOLUÇÕES PARA MÓVEIS E ESQUADRIAS

 [rodinato.industriacomercio](https://www.facebook.com/rodinato.industriacomercio)

 [rodinato.com.br](https://www.rodinato.com.br)